

# SM2 MODULE OF ANALOG INPUTS

## FEATURES:

**MOD BUS** Program LPConfig



## INPUTS:

0...20 mA    4...20 mA

0...10 V   



## OUTPUTS:

**RS 485** 2x

## GALVANIC ISOLATION:

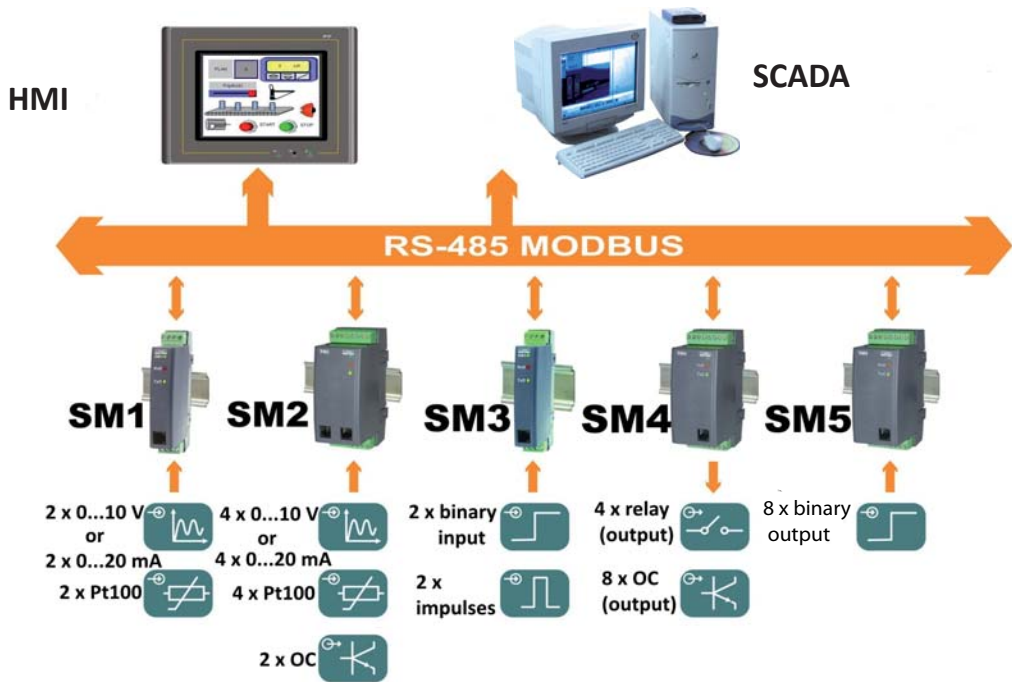
**RS 232**

**RS 485** Supply



- Conversion of standard signals and temperature into RS-485 / MODBUS in 4 channels
- Programmable measurement characteristic
- Fixing on a TS35 rail
- Mathematical functions realized between channels and on channels
- 2 programmable OC outputs
- Full galvanic separation between inputs.

## EXAMPLE OF APPLICATION



## EXTERNAL FEATURES

Overall dimensions	45 x 120 x 100 mm	
Weight	< 0.3 kg	
Protection grade	IP40	from terminal side: IP20

## DIGITAL INTERFACE

Interface type	Transmission protocol	Modes	Baud rate
RS-485	Modbus RTU	8N2,8E1,8O1,8N1	2400; 4800; 9600; 19.2 k;
	Modbus ASCII	8N1, 7E1, 7O1	38.4 k; 57.6 k; 115 k bit/s

## INPUTS

Input type	Range	Error
Temperature	-200...850 °C	0.1%
Current	0/4...20 mA	0.1%
Voltage	0...10 V	0.1%
Resistance	0...400 Ω	0.1%

## OUTPUTS

Output type	Properties	Remarks
Digital interface	RS-485	Modbus ASCII/RTU

Export department:  
 English: +48 68 32 95 302 / 321 / 276 / 386 / 233  
 German: +48 68 32 95 305  
 French: +48 68 32 95 304  
 Russian: +48 68 32 95 321  
 Fax: +48 68 32 54 091  
 e-mail: export@lumel.com.pl

LUMEL S.A.  
 ul. Sulechowska 1  
 65-022 Zielona Góra  
 POLAND  
**WWW.LUMEL.COM.PL**

## RATED OPERATING CONDITIONS

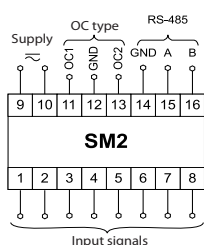
Supply voltage	85...253 V a.c./d.c. (40...400 Hz) or d.c. 20...50 V a.c./d.c. (40...400 Hz) or d.c.	Input power: ≤ 4 VA
Temperature	ambient: -10...23...55°C	
Relative humidity	< 95%	
Operating position	on a TS35 rail	
External magnetic field	< 400 A/m	

## SAFETY AND COMPABILITY REQUIREMENTS

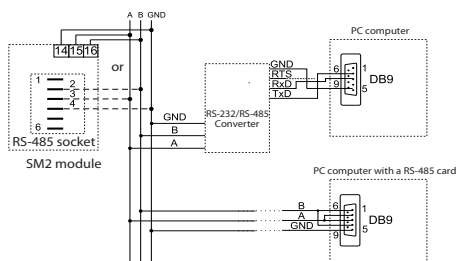
Electromagnetic compability	Noise immunity	acc. to EN 61000-6-2
	Noise emissions	acc. to EN 61000-6-4
Isolation between circuits		acc. to EN 61010-1
Pollution level	2	
Installation category	III	
Maximum phase-to-earth operating voltage	Supply: 300 V, input 50 V, Output: 50 V	
Altitude a.s.l.	2000 m	

## CONNECTION DIAGRAMS

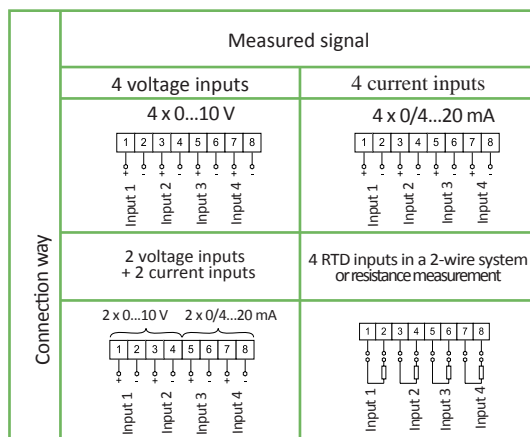
### Connection way of external signals



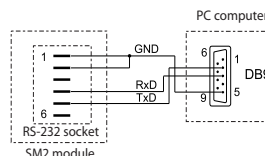
### Connection way of the RS-485 interface



### Connection way of input signals



### Connection way of the RS-232 interface



## ORDERING

Module of analog inputs - SM2	XX	X	X
<b>Input signal :</b>			
4 voltage inputs	0...10 V	00	
4 current inputs	0/4...20 mA	01	
2 voltage inputs + 2 current inputs	0...10 V+0/4...20 mA	02	
4 resistance inputs 0...400 Ω or Pt100		03	
<b>Supply:</b>			
85...253 V a.c./d.c.		1	
20...50 V a.c./d.c.		2	
<b>Acceptance tests:</b>			
without additional quality inspection requirements			8
with an extra quality inspection certificate			7
other quality requirements *			X

\* after agreeing with the manufacturer

### Ordering example:

The code **SM2 - 01 1 8** means:  
**SM2** - module of SM2 type

**01** - 4 current inputs:  
0/4...20 mA

**1** - supply: 85...253 V a.c./d.c.

**8** - without additional quality inspection requirements

SEE ALSO:



Free LPConfig software



MT058 panel



Programmable controller SMC



For more information about LUMEL's products please visit our website:  
[www.lumel.com.pl](http://www.lumel.com.pl)

**Export department:**  
**English:** +48 68 32 95 302 / 321 / 276 / 386 / 233  
**German:** +48 68 32 95 305  
**French:** +48 68 32 95 304  
**Russian:** +48 68 32 95 321  
**Fax:** +48 68 32 54 091  
**e-mail:** [export@lumel.com.pl](mailto:export@lumel.com.pl)  
 LUMEL S.A.  
 ul. Sulechowska 1  
 65-022 Zielona Góra  
 POLAND  
**WWW.LUMEL.COM.PL**