

EXTERNAL FEATURES

Weight	0.125 kg	
Dimensions	22.5 x 120 x 100 mm	
Protection grade (acc. to EN 60529)	ensured by the housing: IP50	from the terminal cover: IP20
Fixing	on a 35 mm rail	
Maximal wire section	2.5 mm ² for execution with screw socket-plug terminals	1.5mm ² for execution with inseparable socket terminals

RATED OPERATING CONDITIONS

Supply voltage	85..253 V a.c./d.c or 20..40 V a.c./d.c.	power consumption: 4 VA
Temperature	ambient: -20..23..55°C	storage: -25..85°C
Relative humidity	≤ 95%	inadmissible condensation
Operating position	any	
External magnetic field	0..40..400 A/m	
Transducer preheating time	15 min	

SAFETY AND COMPATIBILITY REQUIREMENTS

Electromagnetic compatibility	Noise immunity	acc. to EN 61000-6-2
	Noise emissions	acc. to EN 61000-6-4
Isolation ensured by the housing	double	acc. to EN 61010-1
Isolation between circuits	basic	
Pollution grade	2	
Installation category	for operating voltages in relation to the ground up to 300V: III for operating voltages in relation to the ground up to 600V: II	
Altitude above sea level	<2000 m	

CONNECTION DIAGRAMS

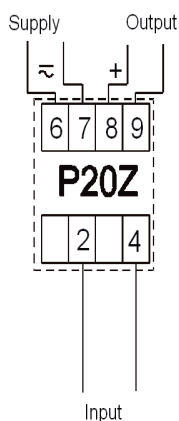


Fig.1 Direct measurement of voltage

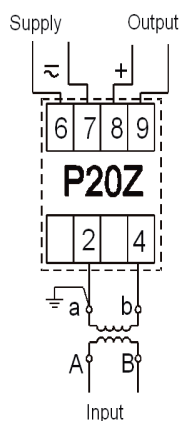


Fig.2 Indirect measurement of voltage by means of a voltage transformer

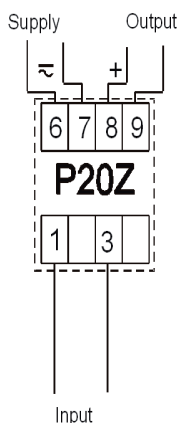


Fig.3 Direct measurement of current

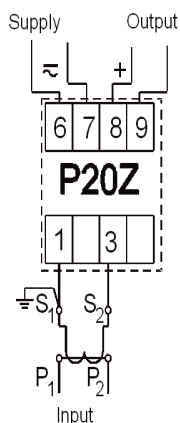


Fig.4 Indirect measurement of current by means of a current transformer

ORDERING

TABLE 1. ORDERING CODES:

	P20Z -	XX	X	X	X	XX	X
Input range:							
0..60 V		01					
0..100 V		02					
0..150 V		03					
0..250 V		04					
0..400 V		05					
0..500 V		06					
0..600 V		07					
0.1 A		08					
0.5 A		09					
Output range:							
0..5 mA						1	
0..20mA						2	
4..20 mA						3	
0..10 V						4	
Supply:							
85...253 V a.c./d.c.						1	
20...40 V a.c./d.c.						2	
Kind of terminals:							
inseparable with screws							1
socket-plug with screws							2
Version:							
standard							00
custom-made*							XX
Acceptance tests:							
without extra requirements							8
with an extra quality inspection certificate							7
acc. to customer's request*							X

* - after agreeing with the manufacturer

Order example:

The code **P20Z - 09 3 1 1 00 8** means:

- P20Z** - transducer of RMS current or voltage
- 09** - input signal 5A (X/5A)
- 3** - output signal 4..20mA
- 1** - supply voltage: 85...253 V a.c./d.c.
- 1** - with inseparable screw terminals
- 00** - standard execution version
- 8** - without extra requirements

SEE ALSO:



Free LPConfig software for easy programming of LUMEL's products. Available on our website



PD14 programmer - unit for programming LUMEL's products, with USB connection, LPCon compatible.



Programmable digital meter of d.c. current and d.c. voltage N30H.



For more information about LUMEL's products please visit our website: www.lumel.com.pl

Export department:

English: +48 68 32 95 302 / 321 / 276 / 386 / 233
German: +48 68 32 95 305
French: +48 68 32 95 304
Russian: +48 68 32 95 321
Fax: +48 68 32 54 091
e-mail: export@lumel.com.pl

LUMEL S.A.
 ul. Sulechowska 1
 65-022 Zielona Góra
 POLAND
WWW.LUMEL.COM.PL