LUMEL
EVERYTHING COUNTS

LOW-VOLTAGES CURRENT TRANSFORMES

LUMEL

For over sixty years we have been providing you with all what you need, working in accordance with the highest standards. Every day thousands of our clients all over the world get our safe and user-friendly products. It wouldn't be possible without power and skills of our best specialists. We remember about every single detail because

EVERYTHING COUNTS

#Lumel no 1 in Poland

APA magazine poll | july 2018

Thank you

CONTENTS

Current transformers summary....4

General overview of current transformers....5

Instrument security factor....7

LCTM - wound primary series....11

LCTR - round conductor series....13

LCTB 45 - busbar series....14

LCTB 50 - busbar series....15

LCTB 62 - busbar series....17

LCTB 74 - busbar series....19

LCTB 86 - busbar series....21

LCTB 100 - busbar series....22

LCTB 104 - busbar series....23

LCTB 140 - busbar series....24

LCTB 225 - busbar series....26

LCTS - split core....27

LCTP - 3-phase current transformers....27

LRC - resin cast current transformers....30 NEW

LUO1 - summation current transformers....35

Accessories....38

CURRENT TRANSFORMERS SUMMARY

Hole diameter/ Busbar dimensions	Transformer type	Page no.	Range of primary currents									
			Class 0.2S		Class 0.2		Class 0.5S		Class 0.5		Class 1	
			min	max	min	max	min	max	min	max	min	max
Wound primary series												
N/A	LCTM 62/W(40)	11	-	-	1 A	30 A	-	-	1 A	30 A	1 A	30 A
N/A	LCTM 74/W(40)	11	-	-	1 A	60 A	-	-	1 A	60 A	1 A	60 A
Current transformers with window for round cunductor or busbar												
∅ 14	LCTR 45/14(40)	13	-	-	-	-	-	-	80 A	300 A	30 A	300 A
∅ 14	LCTR 50/14(30)	13	-	-	-	-	-	-	100 A	300 A	40 A	300 A
∅ 14	LCTR 50/14(50)	13	-	-	-	-	-	-	50 A	300 A	30 A	300 A
∅ 22	LCTR 62/R(40)	13	-	-	100 A	600 A	-	-	75 A	600 A	50 A	600 A
∅ 20 / 20 x 10	LCTB 45/21(40)	14	-	-	-	-	-	-	80 A	400 A	50 A	400 A
∅ 21 / 20 x 10	LCTB 50/21(30)	15	-	-	-	-	-	-	80 A	400 A	40 A	400 A
∅ 26 / 30 x 10	LCTB 50/30(30)	15	-	-	-	-	-	-	100 A	600 A	75 A	600 A
∅ 21 / 20 x 10	LCTB 50/21(50)	15	-	-	-	-	-	-	50 A	400 A	50 A	400 A
∅ 26 / 30 x 10	LCTB 50/30(50)	15	-	-	-	-	-	-	100 A	600 A	50 A	600 A
20 x 12	LCTB 62/20(40)	17	100 A	400 A	100 A	400 A	100 A	400 A	75 A	400 A	50 A	400 A
∅ 30 / 30 x 10	LCTB 62/30(40)	17	100 A	800 A	100 A	800 A	100 A	800 A	100 A	800 A	50 A	800 A
∅ 28 / 30 x 10	LCTB 62/30(50)	17	100 A	800 A	100 A	800 A	100 A	800 A	75 A	800 A	40 A	800 A
∅ 31 / 40 x 10	LCTB 62/40(40)	17	200 A	800 A	200 A	800 A	200 A	800 A	200 A	800 A	100 A	800 A
∅ 20 / 20 x 10	LCTB 74/20(45)	19	100 A	400 A	100 A	400 A	100 A	400 A	75 A	400 A	30 A	400 A
∅ 26 / 30 x 15	LCTB 74/30(45)	19	100 A	800 A	100 A	800 A	100 A	800 A	75 A	800 A	30 A	800 A
∅ 35 / 40 x 12	LCTB 74/40(45)	19	200 A	1000 A	200 A	1000 A	200 A	1000 A	100 A	1000 A	40 A	1000 A
∅ 41 / 50 x 12	LCTB 74/50(45)	19	250 A	1000 A	250 A	1000 A	250 A	1000 A	200 A	1000 A	100 A	1000 A
∅ 36 / 40 x 10	LCTB 86/40(45)	21	100 A	1000 A	100 A	1000 A	100 A	1000 A	100 A	1000 A	50 A	1000 A
∅ 46 / 50 x 12	LCTB 86/50(45)	21	300 A	1250 A	300 A	1250 A	300 A	1250 A	120 A	1250 A	100 A	1250 A
∅ 51 / 60 x 12	LCTB 86/60(45)	21	300 A	1600 A	300 A	1600 A	300 A	1600 A	200 A	1600 A	100 A	1600 A
∅ 54 / 60 x 12	LCTB 104/60(45)	23	300 A	1600 A	250 A	1600 A	300 A	1600 A	150 A	1600 A	100 A	1600 A
∅ 65 / 80 x 12	LCTB 104/80(45)	23	750 A	2000 A	400 A	2000 A	750 A	2000 A	250 A	2000A	200 A	2000 A
∅ 72 / 80 x30	LCTB 140/80(45)	24	500 A	2000 A	300 A	2000 A	500 A	2000 A	200 A	2000 A	200 A	2000 A
∅ 86/ 100 x 30	LCTB 140/100H(45)	24	600 A	4000 A	400 A	4000 A	600 A	4000 A	200 A	4000 A	200 A	4000 A
124 x 93	LCTB 225/125(50)	26	1000 A	6000 A	600 A	6000 A	1000 A	6000 A	600 A	6000 A	600 A	6000 A
166 x 65	LCTB 225/167(50)	26	1500 A	7500 A	1000 A	7500 A	1500 A	7500 A	1000 A	7500 A	1000 A	7500 A
Current transformers with vertical window for busbar or round cunductor												
41 x 103	LCTB 100/100V(45)	22	1200 A	2500 A	1000 A	2500 A	1200 A	2500 A	400 A	2500 A	400 A	2500 A
38 x 128	LCTB 100/130V(45)	22	NA	NA	1500 A	3000 A	NA	NA	400 A	3000 A	400 A	3000 A
∅ 86 / 100 x 30	LCTB 140/100V(45)	24	600 A	3000 A	400 A	3000 A	600 A	3000 A	200 A	3000 A	200 A	3000 A
70 x 130	LCTB 140/130V(45)	24	NA	NA	1000 A	5000 A	NA	NA	400 A	5000 A	400 A	5000 A
Split core series												
23 x 33	LCTS 93/30SC(40)	27	NA	NA	NA	NA	NA	NA	300 A	400 A	100 A	400 A
85 x 54	LCTS 125/50SC(40)	27	NA	NA	NA	NA	NA	NA	250 A	1000 A	250 A	1000 A
85 x 125	LCTS 155/80SC(40)	27	NA	NA	NA	NA	NA	NA	250 A	3000 A	250 A	3000 A
82 x 162	LCTS 195/80SC(64)	27	NA	NA	NA	NA	NA	NA	500 A	5000 A	500 A	5000 A
3-phase current transformers												
20 x 10	LCTP 75/ 15 (60)	28	NA	NA	NA	NA	NA	NA	150	160	100	160
20 x 10	LCTP 105/ 21 (40)	28	NA	NA	NA	NA	NA	NA	160	250	100	250
30 x 15	LCTP 140/ 31 (40)	28	NA	NA	NA	NA	NA	NA	250	630	250	630
N/A	LCTP 185/ 27 (45)	29	NA	NA	NA	NA	NA	NA	NA	NA	100	500
N/A	LCTP 185/ 37 (45)	29	NA	NA	NA	NA	NA	NA	NA	NA	300	800

CURRENT TRANSFORMERS SUMMARY

NEW

Hole diameter/ Busbar dimensions	Transformer type	Page no.	Range of primary currents									
			Class 0.2S		Class 0.2		Class 0.5S		Class 0.5		Class 1	
			min	max	min	max	min	max	min	max	min	max
Resin cast current transformers												
∅ 30	LRC1 80/30 (50)	30	-	-	-	-	-	-	NA	NA	60 A	160 A
∅ 50	LRC2 90/50 (40)	30	-	-	-	-	-	-	NA	NA	200 A	320 A
∅ 72	LRC3 110/72 (40)	31	-	-	-	-	-	-	NA	NA	400 A	630 A
∅ 85	LRC4 135/85 (40)	31	-	-	-	-	-	-	NA	NA	800 A	1250 A
∅ 115	LRC5 165/115 (40)	32	-	-	-	--	-	-	NA	NA	1500 A	2000 A
∅ 130	LRC6 195/130 (40)	32	-	-	-	-	-	-	NA	NA	2500 A	3200 A
∅ 165	LRC7 230/165 (40)	33	-	-	-	-	-	-	NA	NA	3000 A	3200 A
∅ 200	LRC8 295/200 (40)	33	-	-	-	-	-	-	NA	NA	4000 A	5000 A

GENERAL OVERVIEW OF CURRENT TRANSFORMERS

CURRENT TRANSFORMER is used for measurement of electric alternating currents. When current in a circuit (primary current) is too high to directly applyto measuring instruments, a current transformer produces a reduced current (secondary current) accurately proportional to the current in the circuit, which can be conveniently connected to measuring and recording instruments. A current transformer also isolates the measuring instruments from what may be very high voltage in the monitored circuit. Relationship between primary and secondary currents is called **rated transformation ratio**.

$$I_1 = I_2 \cdot \frac{N_2}{N_1}$$

where: I1 - primary current, I2 - secondary current, N1 - number of turns of primary winding, N2 - number of turns of secondary winding, N2/N1 - rated transformation ratio
Current transformers are used mainly in such a way that the cable from the measured shock or bus current passes through the main hole transformer, which is equivalent to one coil primary winding. In this case, the above equation simplifies to:

$$I_1 = I_2 \cdot N_2$$

The task is to reduce the transformer output current for currents of over 120% of measurement range, to protect against destruction of measuring devices connected to the transformer in case of surges or failures in the primary circuit.

FEATURES:

- Wide range of accuracy classes: 0.2S, 0.2, 0.5S, 0.5, 1; 3
- Wide range of supported primary currents, the dimensions of rails, the length of casing and hole diameters.
- Multiple mounting methods, including wall mounting, DIN rail 35mm, the conductor, a current bar.
- Shields designed to seal connections.

GENERAL SPECIFICATION

Applicable standard:	IEC 61869-1/2
Case:	10% glass filled polycarbonate, flame retardant grades classified UL 94V-0 or housing made of epoxy resin (LRC series only)
Connection:	Two connection on each side. M4 screws with self lifting clamp strap.
Insulation class	E (120°C max)
Maximum system voltage:	0.72 kV
Operating frequency:	50/60 Hz
Rated primary rating:	1 A…7500 A
Rated secondary output:	5 A or 1 A (for LCTP 3-phase current transformers only 5 A)
Rated burden:	1, 1.25, 1.5, 2.5, 3.75, 5, 7.5, 10, 12.5, 15, 20, 30, 45, 60, 100 VA
Accuracy class:	0.2, 0.2S, 0.5S – for laboratory and power measurement 0.5 – for accurate measuring 1 – for general measurement, for analog meters
Ambient temperature:	-20°C …+45°C
Operating temperature:	-10°C …+55°C
Storage temperature:	-50°C…+80°C
Thermal short circuit current (Ith):	40 x In for wound type 60 x In for bus bar type
Dynamic short circuit current (Idyn):	$2.5xI_{th}$
Instrument security factor (FS):	2.5, 5, 10

FEATURES:

720 V

Class 0.2S 0.2 0.5S 0.5 1 3

OUTPUTS:

5 A 1 A

DEMAND FOR POWER MEASURING DEVICES:

CT users expect these devices fulfill two basic conditions:
- a high degree of accuracy in the nominal current,
- security functions with overloads.

In order to fulfill these stipulations it is necessary for the power of a current transformer offered to fully achieve the actual power requirements of the measurement setup. In ascertaining the actual power requirements, consideration is to be made not only of the loss of power of the appliances to be connected up, but also the losses incurred by the instrument leads.

Power requirements for measuring apparatur and relays:
- Analog moving-iron meters 0.7 – 1.5VA
- Rectifier current meters 0.001 – 0.250 VA
- Multi-range current meters 0.005 – 5.000 VA
- Current recorders 0.300-9.000 VA
- Bimmetalic ammeters 2.5 – 3.0 VA
- Power meter 0.2 – 5.0 VA
- Power factor meter 2.0 – 6.0 VA
- Meters 0.4 – 1.0 VA
- Relays 0.2 – 6.0 VA
- Power transducers 0.5 VA
- Energy meters 2.5 VA

CONNECTION DIAGRAMM OF CURRENT TRANSFORMERS

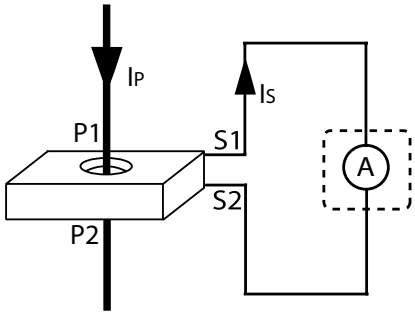

Internal losses of copper wiring:

$$P = \frac{I^2 \times 2L}{q_{CU} \times 56} \text{ [VA]}$$

Where:
I – Secondary nominal current,
L – Distance in [m],
qCU – wire cross-section in [mm²].

Table for values appertaining to 5 A

q_{CU}	1 m	2 m	3 m	4 m	5 m	6 m	7 m	8 m	9 m	10 m
2.5 mm²	0.36	0.71	1.07	1.43	1.78	2.14	2.50	2.86	3.21	3.57
4.0 mm²	0.22	0.45	0.67	0.89	1.12	1.34	1.56	1.79	2.01	2.24
6.0 mm²	0.15	0.30	0.45	0.60	0.74	0.89	1.04	1.19	1.34	1.49
10.0 mm²	0.09	0.18	0.27	0.36	0.44	0.54	0.63	0.71	0.80	0.89

Table for values appertaining to 1 A

q_{CU}	10 m	20 m	30 m	40 m	50 m	60 m	70 m	80 m	90 m	100 m
1.0 mm²	0.36	0.71	1.07	1.43	1.78	2.14	2.50	2.86	3.21	3.57
2.5 mm²	0.14	0.29	0.43	0.57	0.72	0.86	1.00	1.14	1.29	1.43
4.0 mm²	0.09	0.18	0.27	0.36	0.45	0.54	0.63	0.71	0.80	0.89
6.0 mm²	0.06	0.12	0.18	0.24	0.30	0.36	0.42	0.48	0.54	0.60
10.0 mm²	0.04	0.07	0.11	0.14	0.18	0.21	0.25	0.29	0.32	0.36

INSTRUMENT SECURITY FACTOR

Transformer type	LCTM - wound primary series						LCTR -round conductor series										LCTB - busbar series																														
	LCTM 62/W (40)			LCTM 74W (45)			LCTR 45/14 (40)		LCTR 50/14 (30)		LCTR 50/14 (50)		LCTR 62/R (40)				LCTB 45/21 (40)		LCTB 50/21 (30)			LCTB 50/30 (30)		LCTB 50/21 (50)		LCTB 50/30 (50)		LCTB 62/20 (40)					LCTB 62/30 (40)					LCTB 62/40 (40)					LCTB 62/30 (50)					
Class	0.2	0.5	1	0.2	0.5	1	0.5	1	0.5	1	0.5	1	0.2	0.5S	0.5	1	0.5	1	0.5	1	3	0.5	1	0.5	1	0.5	1	0.2S	0.2	0.5S	0.5	1	0.2S	0.2	0.5S	0.5	1	0.2S	0.2	0.5S	0.5	1	0.2S	0.2	0.5S	0.5	1	3
Range [A]	Instrument security factor (FS)																																																
1	15	10	5	15	10	5																																											
2.5	15	10	5	15	10	5																																											
5	15	10	5	15	10	5																																											
7.5	15	10	5	15	10	5																																											
10	15	10	5	15	10	5																																											
15	15	10	5	15	10	5																																											
20	15	10	5	15	10	5																																											
25	15	10	5	15	10	5																																											
30	15	10	5	15	10	5		5				5																																					
40				15	10	5		5		5		5								5	5																										10	10
50				15	10	5		5		5	5	5				5		5		5				10	5							5					5										5	
60				15	10	5		5		5	5	5				5		5		5				10	5							5					5										5	
75								5		5	5	5			5	5		5		5			5	5	5		5				5	5					5									5	5	
80							5	5		5	5	5			5	5	5	5	5	5			5	5	5		5				5	5					5									5	5	
100							5	5	5	5	5	5	10		5	5	5	5	5	5		5	5	5	5	5	5	5	10	5	5	5	5	10	5	5	5					5	5	15	5	5	5	
120							5	5	5	5	5	5	10		5	5	5	5	5	5		5	5	5	5	5	5	5	10	5	5	5	5	10	5	5	5					5	5	15	5	5	5	
125							5	5	5	5	5	5	10		5	5	5	5	5	5		5	5	5	5	5	5	5	10	5	5	5	5	10	5	5	5					5	5	15	5	5	5	
150							5	5	5	5	5	5	10	5	5	5	5	5	5	5		5	5	5	5	5	5	5	10	5	5	5	5	10	5	5	5					5	5	10	5	5	5	
200							5	5	5	5	5	5	5	5	5	5	5	5	5	5		5	5	5	5	5	5	5	5	5	5	5	5	10	5	5	5	5	10	5	5	5	5	10	5	5	5	
250							5	5	5	5	5	5	5	5	5	5	5	5	5	5		5	5	5	5	5	5	5	5	5	5	5	5	10	5	5	5	5	10	5	5	5	5	10	5	5	5	
300							5	5	5	5	5	5	5	5	5	5	5	5	5	5		5	5	5	5	5	5	5	5	5	5	5	5	10	5	5	5	5	10	5	5	5	5	10	5	5	5	
400													5	5	5	5	5	5	5	5		5	5	5	5	5	5	5	5	5	5	5	5	10	5	5	5	5	10	5	5	5	5	10	5	5	5	
500													5		5	5						5	5			5	5						10	5	10	5	5	5	5	5	5	5	10	10	10	5	5	
600													5		5	5						5	5			5	5						10	5	10	5	5	5	5	5	5	5	10	10	10	5	5	
750																																	10	5	10	5	5	5	5	5	5	5	10	10	10	5	5	
800																																	10	5	10	5	5	5	5	5	5	5	10	10	10	5	5	

INSTRUMENT SECURITY FACTOR

Transformer type	LCTB - busbar series																																					
	LCTB 74/20 (45)						LCTB 74/30 (45)						LCTB 74/40 (45)					LCTB 74/50 (45)					LCTB 86/40 (45)					LCTB 86/50 (45)					LCTB 86/60 (45)				
Class	0.2S	0.2	0.5S	0.5	1	3	0.2S	0.2	0.5S	0.5	1	3	0.2S	0.2	0.5S	0.5	1	0.2S	0.2	0.5S	0.5	1	0.2S	0.2	0.5S	0.5	1	0.2S	0.2	0.5S	0.5	1	0.2S	0.2	0.5S	0.5	1
Range [A]	Instrument security factor (FS)																																					
30					10	10					10	10																										
40					10						10						5																					
50					10						10						5										5											
60					5						5						5										5											
75				15	5					10	5						5										5											
80				15	5					10	5						5										5											
100	5	15	5	10	5		5	15	5	10	5					10	5					5	5	10	5	10	5					5					5
120	5	15	5	10	5		5	15	5	10	5					10	5					5	5	10	5	10	5				10	5					5
125	5	15	5	10	5		5	15	5	10	5					10	5					5	5	10	5	10	5				10	5					5
150	5	15	5	10	5		5	15	5	5	5					5	5					5	5	10	5	10	5				5	5					5
200	5	10	5	5	5		5	15	5	5	5		5	10	5	5	5				5	5	5	10	5	10	5				5	5				5	5
250	5	10	5	5	5		5	10	5	5	5		5	10	5	5	5	5	10	5	5	5	5	10	5	5	5				5	5				5	5
300	5	10	5	5	5		5	10	5	5	5		5	5	5	5	5	5	10	5	5	5	5	10	5	5	5	5	10	5	5	5	5	10	5	5	5
400	5	10	5	5	5		10	10	10	5	5		5	5	5	5	5	5	5	5	5	5	15	10	15	5	5	5	10	5	5	5	5	10	5	5	5
500							10	10	10	5	5		5	5	5	5	5	5	5	5	5	5	15	5	15	5	5	5	10	5	5	5	5	10	5	5	5
600							10	10	10	5	5		10	5	10	5	5	5	5	5	5	5	10	5	10	5	5	5	10	5	5	5	10	10	10	5	5
750							10	10	10	5	5		10	5	10	5	5	5	5	5	5	5	10	5	10	5	5	10	10	10	5	5	10	5	10	5	5
800							10	10	10	5	5		5	5	5	5	5	5	5	5	5	5	10	5	10	5	5	10	5	10	5	5	10	5	10	5	5
1000													5	5	5	5	5	5	5	5	5	5	10	5	10	5	5	5	5	5	5	5	10	5	10	5	5
1200																												5	5	5	5	5	10	5	10	5	5
1250																												5	5	5	5	5	10	5	10	5	5
1500																																	5	5	5	5	5
1600																																	5	5	5	5	5

LUMEL
EVERYTHING COUNTS
www.lumel.com.pl

INSTRUMENT SECURITY FACTOR

Transformer type	LCTB - busbar series																																			
	LCTB 100/100V (45)					LCTB 100/130V (45)			LCTB104/60 (45)					LCTB 104/80 (45)					LCTB 140/80 (45)					LCTB 140/100H (45)					LCTB 140/100V (45)					LCTB 140/130V (45)		
Class	0.2S	0.2	0.5S	0.5	1	0.2	0.5	1	0.2S	0.2	0.5S	0.5	1	0.2S	0.2	0.5S	0.5	1	0.2S	0.2	0.5S	0.5	1	0.2S	0.2	0.5S	0.5	1	0.2S	0.2	0.5S	0.5	1	0.2	0.5	1
Range [A]	**Instrument security factor (FS)**																																			
100													10																							
120													10																							
125													10																							
150												10	5																							
200												10	5					5				10	5				10	5				10	5			
250										15		5	5				10	5				5	5				10	5				10	5			
300									15	15	15	5	5				10	5		15		5	5				10	5				10	5			
400				10	5		10	5	15	15	15	5	5		10		5	5		15		5	5		15		10	5		15		10	5		10	10
500				10	5		10	5	15	10	15	5	5		10		5	5	15	15	15	5	5		15		10	5		15		10	5		10	10
600				10	5		10	5	15	10	15	5	5		10		5	5	15	10	15	5	5	15	15	15	5	5	15	15	15	5	5		10	10
750				10	5		10	5	15	10	15	5	5	10	10	10	5	5	15	10	15	5	5	15	15	15	5	5	15	15	15	5	5		10	10
800				10	5		10	5	15	10	15	5	5	10	5	10	5	5	15	10	15	5	5	10	10	10	5	5	10	10	10	5	5		10	10
1000		10		5	5		5	5	10	5	10	5	5	10	5	10	5	5	10	10	10	5	5	10	5	10	5	5	10	5	10	5	5	10	10	10
1200	10	10	10	5	5		5	5	10	5	10	5	5	5	5	5	5	5	10	10	10	5	5	5	5	5	5	5	5	5	5	5	5	10	10	10
1250	10	10	10	5	5		5	5	10	5	10	5	5	5	5	5	5	5	10	5	10	5	5	5	5	5	5	5	5	5	5	5	5	10	10	10
1500	10	10	10	5	5	10	5	5	10	5	10	5	5	5	5	5	5	5	10	5	10	5	5	5	5	5	5	5	5	5	5	5	5	10	10	10
1600	10	10	10	5	5	10	5	5	10	5	10	5	5	5	5	5	5	5	10	5	10	5	5	5	5	5	5	5	5	5	5	5	5	10	10	10
2000	10	10	10	5	5	10	5	5						5	5	5	5	5	10	5	10	5	5	5	5	5	5	5	5	5	5	5	5	10	10	10
2500	10	10	10	10	5	10	10	5																5	5	5	5	5	5	5	5	5	5	10	10	10
3000						10	10	10																5	5	5	5	5	5	5	5	5	5	10	10	10
3200						10	10	10																5	5	5	5	5						10	10	10
4000																								5	5	5	5	5						15	10	10
5000																																		15	15	15

INSTRUMENT SECURITY VIEW

INSTRUMENT SECURITY FACTOR

Transformer type	LCTB - busbar series										LCTS - split core series								LCTP- busbar series						LCTP - round conductor series		LRC - resin cast current transformers															
	LCTB 225/125 (50)					LCTB 225/167 (50)					LCTS 93/30SC (40)		LCTS 125/50SC (40)		LCTS 155/80SC (40)		LCTS 195/80SC (64)		LCTP 75/15 (60)		LCTP 105/21 (40)		LCTP 140/31 (40)		LCTP 185/27 (45)	LCTP 185/37 (45)	LRC1 80/30 (50)		LRC2 90/50 (40)		LRC3 110/72 (40)		LRC4 135/85 (40)		LRC5 165/115 (40)		LRC6 195/130 (40)		LRC7 230/165 (40)		LRC8 295/200 (40)	
Class	0.2S	0.2	0.5S	0.5	1	0.2S	0.2	0.5S	0.5	1	0.5	1	0.5	1	0.5	1	0.5	1	0.5	1	0.5	1	0.5	1	1	1	0.5	1	0.5	1	0.5	1	0.5	1	0.5	1	0.5	1	0.5	1	0.5	1
Range [A]	Instrument security factor (FS)																																									
60																												10														
100												10								5		5			5			5														
125																				5		5						10														
150												10							5	5		5			10			10														
160																			5	5	5	5						5														
200												10									5	5			10					5												
250												10	10	10	10	10					5	5	5	5	5					5												
300											10	10	10	10	10	10							5	5	5	5				5												
400											10	10	10	10	10	10							5	5	5	5				5		5										
500													10	10	10	10	30	30					5	5	5	5						5										
600		10		10	10								10	10	10	10	30	30					5	5		5						5										
630																							5	5								5										
750		10		10	10								10	10	10	10	30	30																								
800		10		10	10								10	10	10	10	30	30								5								5								
1000	10	10	10	10	10		10		10	10			10	10	10	10	30	30																5								
1200	10	10	10	10	10		10		10	10			10	10	10	10	30	30																5								
1250	10	10	10	10	10		10		10	10			10	10	10	10	30	30																5								
1500	10	10	10	10	5	10	10	10	10	5			10	10	10	10	30	30																		5						
1600	10	10	10	10	5	10	10	10	10	5			10	10	10	10	30	30																		5						
2000	10	10	10	10	5	10	10	10	10	5			10	10	10	10	30	30																		5						
2500	10	10	10	10	5	10	10	10	10	5					10	10	30	30																				10				
3000	10	10	10	10	5	10	10	10	10	5					10	10	30	30																				10		10		
3200																																						10		10		
4000	10	10	10	10	5	15	10	15	10	10							30	30																								15
5000	15	15	15	5	5	15	10	15	10	10							30	30																								15
6000	15	15	15	5	5	15	10	15	10	10																																
7500						15	15	15	10	10																																

LUMEL
EVERYTHING COUNTS
www.lumel.com.pl

INSTRUMENT SECURITY FACTOR

NEW

Transformer type		LU01 - summation curent transformer			
		LU01 (75)		LU01 (150)	
Class		0,5	1	0,5	1
Inputs	Power	Instrument security factor (FS)			
2 x 5A	5 VA	5	5		
	10 VA	5	5		
	15 VA	5	5		
	20 VA		5		
	25 VA		5		
3 x 5A	5 VA	5	5		
	10 VA	5	5		
	15 VA	5	5		
	20 VA		5		
	25 VA		5		
4 x 5A	5 VA	5	5		
	10 VA	5	5		
	15 VA	5	5		
	20 VA		5		
	25 VA		5		
5 x 5A	5 VA			10	10
	10 VA			5	5
	15 VA			5	5
	20 VA				5
	25 VA				5
6 x 5A	5 VA			10	10
	10 VA			5	5
	15 VA			5	5
	20 VA				5
	25 VA				5
7 x 5A	5 VA			10	10
	10 VA			10	10
	15 VA			5	5
	20 VA				5
	25 VA				5
8 x 5A	5 VA			10	10
	10 VA			10	10
	15 VA			5	5
	20 VA				5
	25 VA				5

LCTM - WOUND PRIMARY SERIES

	LCTM 62/W (40)	LCTM 74/W (45)
Depth	40 mm	45 mm
Width	62 mm	74 mm
Primary current	1 A...30 A	1 A...60 A
Secondary current	1 A, 5 A	
Accuracy class	0.2; 0.5; 1	

INPUT:

1 A
...
60 A

OUTPUTS:

5 A 1 A

DIMENSIONS

LCTM 62/W (40)

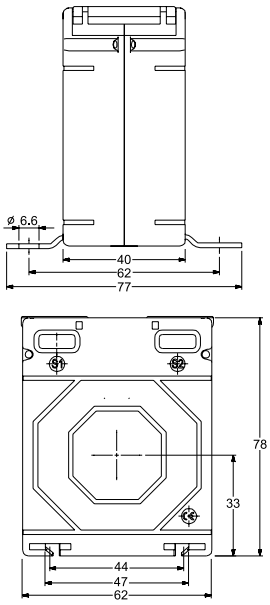

LCTM 74/W (45)

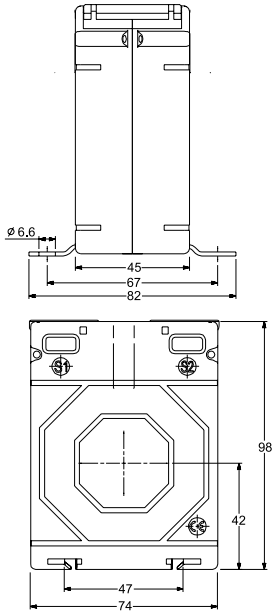

Transformer type	LCTM 62/W (40)			LCTM 74/W (45)		
Accuracy class	**0.2**	**0.5**	**1**	**0.2**	**0.5**	**1**
Rated primary current	**Transformer burden**					
1A	1 VA	2.5 VA	5 VA	1.5 VA	5 VA	10 VA
2.5 A	1 VA	2.5 VA	5 VA	1.5 VA	5 VA	10 VA
5 A	1 VA	2.5 VA	5 VA	1.5 VA	5 VA	10 VA
7.5 A	1 VA	2.5 VA	5 VA	1.5 VA	5 VA	10 VA
10 A	1 VA	2.5 VA	5 VA	1.5 VA	5 VA	10 VA
15 A	1 VA	2.5 VA	5 VA	1.5 VA	5 VA	10 VA
20 A	1 VA	2.5 VA	5 VA	1.5 VA	5 VA	10 VA
25 A	1 VA	2.5 VA	5 VA	1.5 VA	5 VA	10 VA
30 A	1 VA	2.5 VA	5 VA	1.5 VA	5 VA	10 VA
40 A	-	-	-	1.5 VA	5 VA	10 VA
50 A	-	-	-	1.5 VA	5 VA	10 VA
60 A	-	-	-	1.5 VA	5 VA	10 VA

ORDER
Required data: transformer type/primary current/secondary current/power/accuracy class
Order example: LCTM 62/W (40) 25/5A, 5VA, cl. 1

ACCESSORIES:
DIN rail mounting base
order code: LH000-0904-130-124

LUMEL EVERYTHING COUNTS

LCTR - ROUND CONDUCTOR SERIES

INPUT:

30 A ... 600 A

OUTPUTS:

5 A 1 A

	LCTR 45/14 (40)	LCTR 50/14 (30)	LCTR 50/14 (50)	LCTR 62/R (40)
Hole diameter	∅ 14 mm	∅ 14 mm	∅ 14 mm	∅ 22 mm
Depth	40 mm	31 mm	51 mm	40 mm
Width	45 mm	50 mm	50 mm	62 mm
Primary current	30 A...300 A	40 A...300 A	30 A...300 A	50 A...600 A
Secondary current	1 A, 5 A			
Accuracy class	0.5; 1			0.2; 0.5S; 0.5; 1

DIMENSIONS

LCTR 45/14 (40)

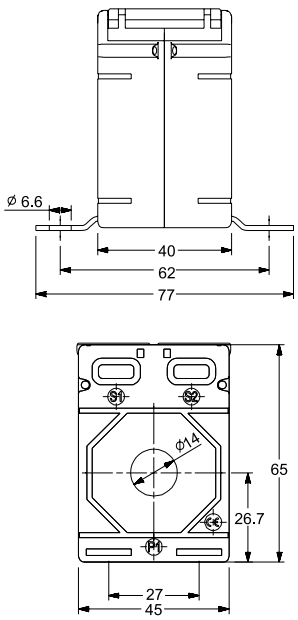

LCTR 50/14 (30)

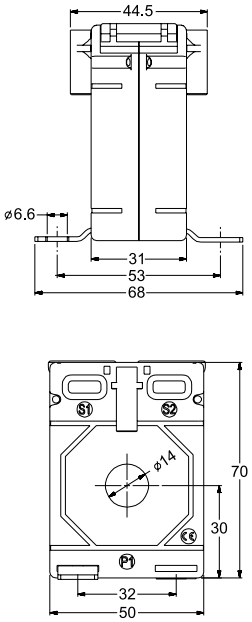

Transformer type	LCTR 45/14 (40)		LCTR 50/14 (30)	
Accuracy class	0.5	1	0.5	1
Rated primary current	Transformer burden			
30 A	-	1 VA	-	-
40 A	-	1 VA	-	1 VA
50 A	-	1.5 VA	-	1.5 VA
60 A	-	1.5 VA	-	1.5 VA
75 A	-	2.5 VA	-	1.5 VA
80 A	1 VA	2.5 VA	-	1.5 VA
100 A	1.5 VA	3.75 VA	2.5 VA	3.75 VA
120 A	1.5 VA	3.75 VA	2.5 VA	3.75 VA
125 A	2.5 VA	3.75 VA	2.5 VA	3.75 VA
150 A	2.5 VA	5 VA	3.75 VA	5 VA
200 A	3.75 VA	7.5 VA	3.75 VA	5 VA
250 A	5 VA	7.5 VA	5 VA	7.5 VA
300 A	5 VA	10 VA	7.5 VA	7.5 VA

DIMENSIONS

LCTR 50/14 (50)

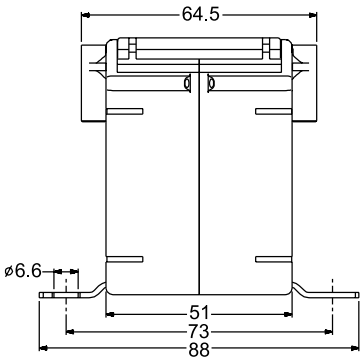

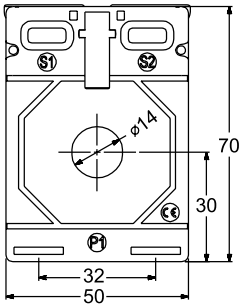

LCTR 62/R (40)

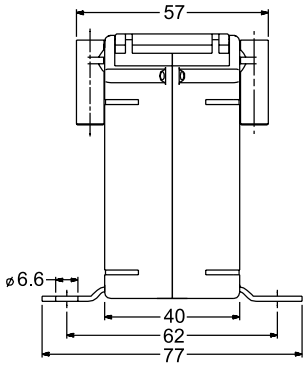

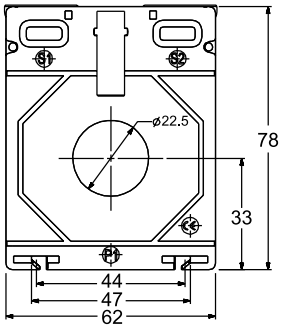

Transformer type	LCTR 50/14 (50)		LCTR 62/R (40)			
Accuracy class	0.5	1	0.2	0.5S	0.5	1
Rated primary current	Transformer burden					
30 A	-	1 VA	-	-	-	-
40 A	-	1 VA	-	-	-	-
50 A	1.5 VA	1.5 VA	-	-	-	1.5 VA
60 A	1.5 VA	1.5 VA	-	-	-	2.5 VA
75 A	2.5 VA	5 VA	-	-	1.5 VA	2.5 VA
80 A	2.5 VA	5 VA	-	-	2.5 VA	2.5 VA
100 A	3.75 VA	5 VA	1.5 VA	-	2.5 VA	5 VA
120 A	3.75 VA	5 VA	1.5 VA	-	3.75 VA	5 VA
125 A	3.75 VA	5 VA	1.5 VA	-	3.75 VA	5 VA
150 A	5 VA	7.5 VA	2.5 VA	2.5 VA	5 VA	5 VA / 7.5 VA
200 A	7.5 VA	10 VA	5 VA	5 VA	5 VA / 7.5 VA	5 VA / 10 VA
250 A	10 VA	12.5 VA	5 VA	5 VA	10 VA	15 VA
300 A	10 VA	12.5 VA	5 VA	5 VA	10 VA	15 VA
400 A	-	-	7.5 VA	7.5 VA	15 VA	15 VA
500 A	-	-	10 VA	-	15 VA	15 VA
600 A	-	-	10 VA	-	15 VA	15 VA

ORDER
Required data: transformer type/ primary current/ secondary current/ power/ accuracy class
Order example: LCTR 50/14 (50) 100/5A, 5VA, cl. 1

ACCESSORIES:
DIN rail mounting base
- for details see page 25

LCTB 45 - BUSBAR SERIES

INPUT:

50 A ... 400 A

OUTPUTS:

5 A 1 A

	LCTB 45/21 (40)
Hole diameter	∅ 20 mm
Busbar	20 x 10 mm
Depth	40 mm
Width	45 mm
Primary current	50 A...400 A
Secondary current	1 A, 5 A
Accuracy class	0,5; 1; 3

DIMENSIONS

LCTB 45/21 (40)

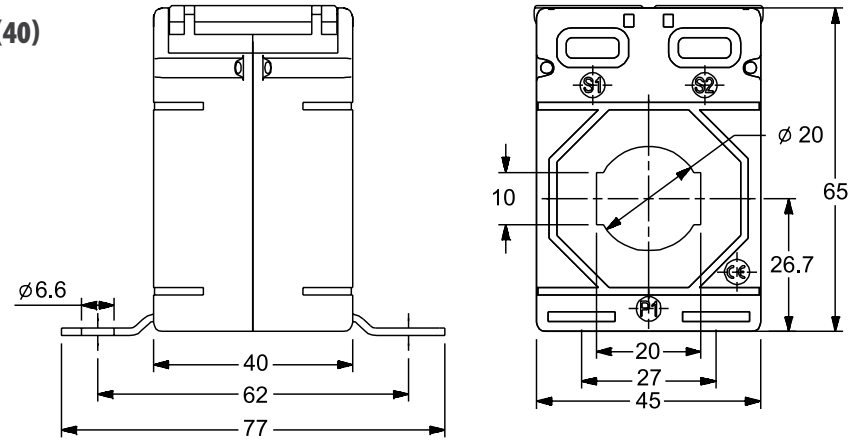

ORDERING CODE

LCTB 452140 ○ ○ ○ ○ ○ ○ ○

	Code
x/5A	5
x/1A	1

Code	Transformer type	LCTB 45/21(40)			Code
	Accuracy class	0.5	1	3	
	Rated primary current	Transformer burden			
0050A	50 A	-	1.5 VA	2 VA	
0060A	60 A	-	1.5 VA	2 VA	1
0075A	75 A	-	2.5 VA	3 VA	
0080A	80 A	1 VA	2.5 VA	3 VA	
0100A	100 A	1.5 VA	3.75 VA	3.75 VA	
0120A	120 A	1.5 VA	3.75 VA	3.75 VA	
0125A	125 A	2.5 VA	3.75 VA	5 VA	
0150A	150 A	2.5 VA	5 VA	5 VA	5
0200A	200 A	3.75 VA	5 VA	5 VA	
0250A	250 A	3.75 VA	5 VA	7.5 VA	
0300A	300 A	5 VA	5 VA	7.5 VA	
0400A	400 A	5 VA	5 VA	7.5 VA	

Order example: ordering code LCTB 4521400100A55 means current transformer LCTB 45/21(40) 100/5A meeting the requirements of the class:

- cl. 0.5 1.5 VA
- cl. 1 3.75 VA
- cl. 3 3.75 VA

ACCESSORIES:
DIN rail mounting base
order code: LH000-0904-130-002

LCTB 45 - BUSBAR SERIES

	LCTB 50/21 (30)	LCTB 50/30 (30)	LCTB 50/21 (50)	LCTB 50/30 (50)
Hole diameter	∅ 21 mm	∅ 26 mm	∅ 21 mm	∅26 mm
Busbar	20 x 10 mm	30 x 10 mm	20 x 10 mm	30 x 10 mm
Depth	31 mm	31 mm	51 mm	51 mm
Width	50 mm	50 mm	50 mm	50 mm
Primary current	40 A...400 A	75 A...600 A	50 A...400 A	50 A... 600 A
Secondary current	1 A, 5 A			
Accuracy class	0.5; 1; 3	0.5; 1		

INPUT:

40 A
...
600 A

OUTPUTS:

5 A 1 A

DIMENSIONS

LCTB 50/21 (30)

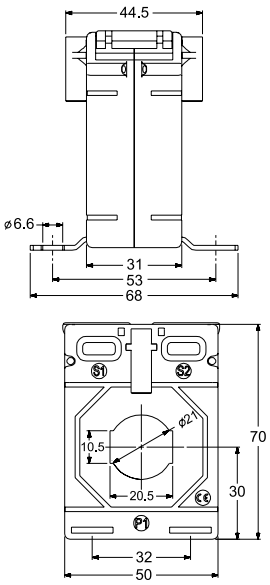

LCTB 50/30 (30)

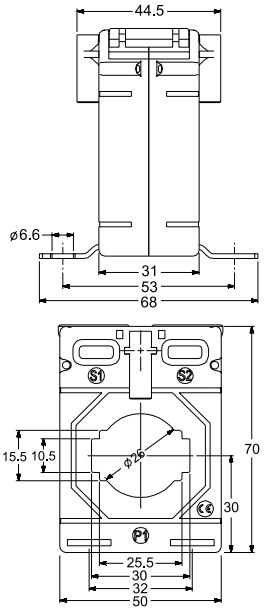

Transformer type	LCTB 50/21 (30)			LCTB 50/30 (30)	
Accuracy class	0.5	1	3	0.5	1
Rated primary current	Transformer burden				
40 A	-	-	1 VA	-	-
50 A	-	1 VA	-	-	-
60 A	-	1 VA	-	-	-
75 A	-	1.5 VA	-	-	1 VA
80 A	1 VA	2.5 VA	-	-	1.5 VA
100 A	1.5 VA	2.5 VA	-	1 VA	2.5 VA
120 A	2.5 VA	2.5 VA	-	1 VA	2.5 VA
125 A	2.5 VA	3.75 VA	-	1 VA	2.5 VA
150 A	2.5 VA	5 VA	-	2.5 VA	3.75 VA
200 A	3.75 VA	5 VA	-	2.5 VA	5 VA
250 A	5 VA	5 VA	-	5 VA	5 VA
300 A	5 VA	7.5 VA	-	5 VA	5 VA
400 A	5 VA	7.5 VA	-	5 VA	5 VA / 6.25 VA
500 A	-	-	-	5 VA	6.25 VA
600 A	-	-	-	5 VA	7.5 VA

LUMEL EVERYTHING COUNTS

LCTB 50 - BUSBAR SERIES

DIMENSIONS

LCTB50/21 (50)

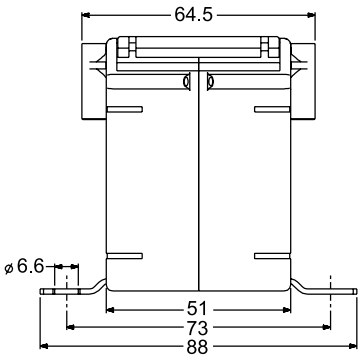

LCTB 50/30 (50)

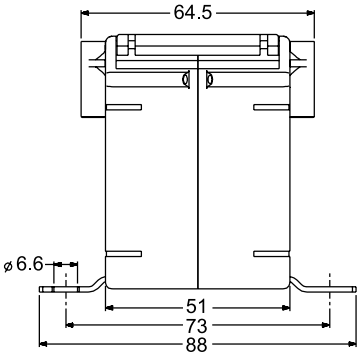

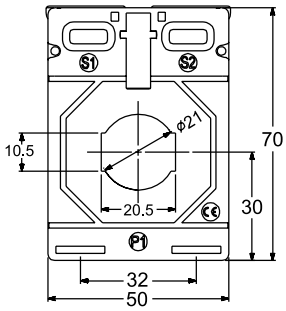

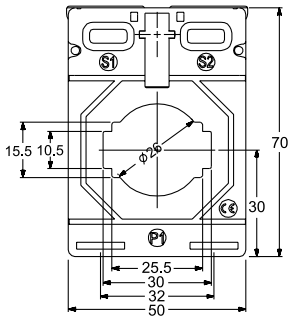

Transformer type	LCTB 50/21 (50)		LCTB 50/30 (50)	
Accuracy class	0.5	1	0.5	1
Rated primary current	Transformer burden			
50 A	1 VA	2.5 VA	-	1.5 VA
60 A	1 VA	2.5 VA	-	1.5 VA
75 A	1.5 VA	2.5 VA	-	2.5 VA
80 A	2.5 VA	5 VA	-	2.5 VA
100 A	2.5 VA	5 VA	1 VA	3.75 VA
120 A	3.75 VA	5 VA	2.5 VA	5 VA
125 A	5 VA	5 VA	2.5 VA	5 VA
150 A	5 VA	10 VA	5 VA	5 VA
200 A	7.5 VA	10 VA	5 VA	7.5 VA
250 A	7.5 VA	10 VA	5 VA	10 VA
300 A	7.5 VA	12.5 VA	5 VA	10 VA
400 A	10 VA	15 VA	10 VA	12.5 VA
500 A	-	-	10 VA	12.5 VA
600 A	-	-	10 VA	15 VA

ORDER
Required data: transformer type/ primary current/ secondary current/ power/ accuracy class
Order example: LCTB 50/21 (50) 100/5A, 5VA, cl. 1

ACCESSORIES:
DIN rail mounting base
- for details see page 25

LCTB 62 - BUSBAR SERIES

	LCTB 62/20 (40)	LCTB 62/30 (40)	LCTB 62/30 (50)	LCTB 62/40 (40)
Hole diameter	-	∅ 30 mm	∅ 28 mm	∅ 31 mm
Busbar	20x12 mm	30x10 mm, 2x25 x10 mm	30x10 mm	40x10 mm, 2 x 30 x 10 mm
Depth	40 mm	40 mm	50 mm	40 mm
Width	62 mm	62 mm	62 mm	62 mm
Primary current	50 A...400 A	50 A...800 A	40 A...800 A	100 A...800 A
Secondary current	1 A, 5 A			
Accuracy class	0,2S; 0,2; 0,5S; 0,5; 1		0,2S; 0,2; 0,5S; 0,5; 1; 3	0,2S; 0,2; 0,5S; 0,5; 1

INPUT:

40 A ... 800 A

OUTPUTS:

5 A **1 A**

DIMENSIONS

LCTB 62/20 (40)

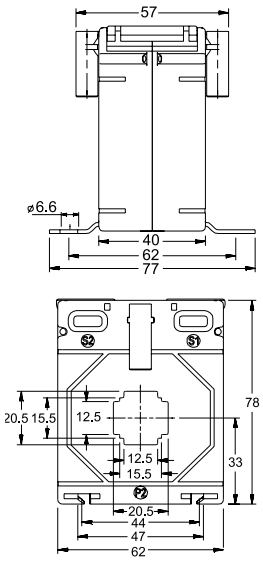

LCTB 62/30 (40)

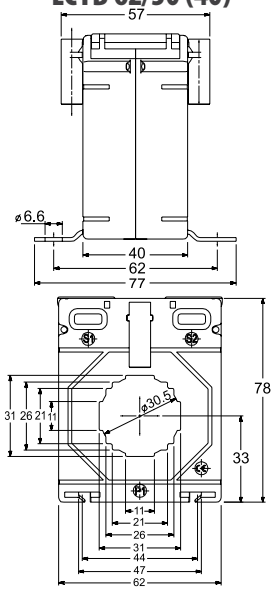

Transformer type	LCTB 62/20 (40)					LCTB 62/30 (40)				
Accuracy class	**0.2S**	**0.2**	**0.5S**	**0.5**	**1**	**0.2S**	**0.2**	**0.5S**	**0.5**	**1**
Rated primary current	**Transformer burden**									
50 A	-	-	-	-	1.5 VA	-	-	-	-	1.25 VA
60 A	-	-	-	-	2.5 VA	-	-	-	-	1.5 VA
75 A	-	-	-	1.5 VA	3.75 VA	-	-	-	-	1.5 VA
80 A	-	-	-	2.5 VA	3.75 VA	-	-	-	-	2 VA
100 A	1.5 VA	1.5 VA	1.5 VA	2.5 VA	5 VA	1 VA	1 VA	1 VA	1.5 VA	2.5 VA
120 A	1.5 VA	1.5 VA	1.5 VA	3.75 VA	5 VA	1 VA	1 VA	1 VA	2.5 VA	3.75 VA
125 A	1.5 VA	1.5 VA	1.5 VA	3.75 VA	5 VA	1 VA	1 VA	1 VA	2.5 VA	3.75 VA
150 A	2 VA	2.5 VA	2.0 VA	5 VA	7.5 VA	2.5 VA	1.5 VA	2.5 VA	3.75 VA	5 VA
200 A	3.75 VA	5 VA	3.75 VA	7.5 VA	10 VA	5 VA	2.5 VA	5 VA	5 VA	7.5 VA
250 A	3.75 VA	5 VA	3.75 VA	10 VA	15 VA	5 VA	3.75 VA	5 VA	5 VA	10 VA
300 A	3.75 VA	5 VA	3.75 VA	10 VA	15 VA	5 VA	3.75 VA	5 VA	5 VA	10 VA
400 A	5 VA	7.5 VA	5 VA	15 VA	15 VA	5 VA	5 VA	5 VA	7.5 VA	12.5 VA
500 A	-	-	-	-	-	5 VA	7.5 VA	5 VA	10 VA	12.5 VA
600 A	-	-	-	-	-	7.5VA	7.5 VA	10 VA	15 VA	15 VA
750 A	-	-	-	-	-	10 VA	10 VA	10 VA	15 VA	15 VA
800 A	-	-	-	-	-	10 VA	10 VA	10 VA	15 VA	15 VA

LUMEL EVERYTHING COUNTS

LCTB 62 - BUSBAR SERIES

DIMENSIONS

LCTB 62/30 (50)

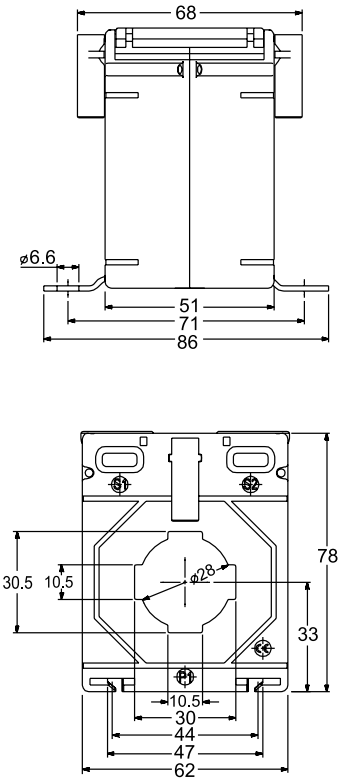

LCTB 62/40 (40)

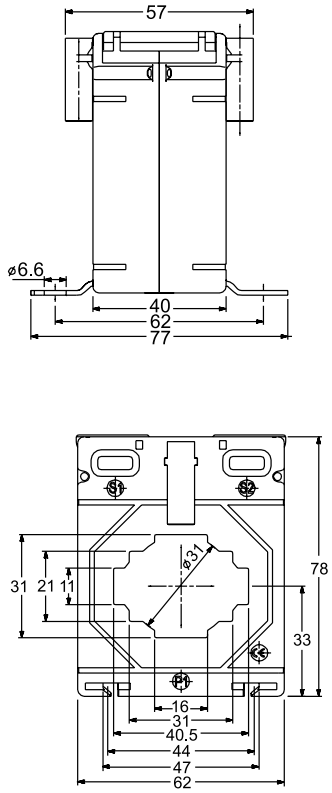

Transformer type	LCTB 62/30 (50)						LCTB 62/40 (40)				
Accuracy class	0.2S	0.2	0.5S	0.5	1	3	0.2S	0.2	0.5S	0.5	1
Rated primary current	Transformer burden										
40 A	-	-	-	-	-	1 VA	-	-	-	-	-
50 A	-	-	-	-	1.5 VA	-	-	-	-	-	-
60 A	-	-	-	-	2.5 VA	-	-	-	-	-	-
75 A	-	-	-	2.5 VA	2.5 VA	-	-	-	-	-	-
80 A	-	-	-	2.5 VA	3.75 VA	-	-	-	-	-	-
100 A	1.25 VA	1.25 VA	1.25 VA	5 VA	5 VA	-	-	-	-	-	1 VA
120 A	1.25 VA	1.25 VA	1.25 VA	5 VA	5 VA	-	-	-	-	-	1.5 VA
125 A	1.25 VA	1.25 VA	1.25 VA	5 VA	5 VA	-	-	-	-	-	1.5 VA
150 A	2 VA	2 VA	2 VA	5 VA	7.5 VA	-	-	-	-		2.5 VA
200 A	5 VA	3.75 VA	5 VA	10 VA	15 VA	-	1 VA	1 VA	1 VA	1.5 VA	3.75 VA
250 A	5 VA	5 VA	5 VA	15 VA	15 VA	-	1.5 VA	1.5 VA	1.5 VA	2.5 VA	5 VA
300 A	5 VA	5 VA	5 VA	15 VA	15 VA	-	1.5 VA	1.5 VA	1.5 VA	5 VA	5 VA
400 A	10 VA	6.25 VA	10 VA	15 VA	30 VA	-	2.5 VA	2.5 VA	2.5 VA	5 VA	5 VA
500 A	5 VA	7.5 VA	5 VA	15 VA	30 VA	-	2.5 VA	5 VA	3.75 VA	5 VA	5 VA | 7.5 VA
600 A	6.25 VA	10 VA	6.25 VA	20 VA	30 VA	-	2.5 VA	7.5 VA	5 VA	7.5 VA	10 VA
750 A	6.25 VA	10 VA	6.25 VA	20 VA	30 VA	-	5 VA	10 VA	5 VA	10 VA	10 VA
800 A	6.25 VA	10 VA	6.25 VA	20 VA	30 VA	-	5 VA	10 VA	5 VA	10 VA	10 VA

ORDER
Required data: transformer type/ primary current/ secondary current/ power/ accuracy class
Order example: LCTB 62/40 (40) 100/5A, 1VA, cl. 1

ACCESSORIES:
DIN rail mounting base
- for details see page 30

LCTB 74 - BUSBAR SERIES

	LCTB 74/20 (45)	LCTB 74/30 (45)	LCTB 74/40 (45)	LCTB 74/50 (45)
Hole diameter	∅ 20 mm	∅26 mm	∅35 mm	∅ 41 mm
Busbar	20x10 mm	30x15 mm, 2x20x10 mm	40x12 mm, 2x30 x15 mm	50x12 mm, 2 x40x10 mm
Depth	45 mm	45 mm	45 mm	45 mm
Width	74 mm	74 mm	74 mm	74 mm
Prąd pierwotny	30 A...400 A	30 A...800 A	40 A...1000 A	100 A...1000 A
Secondary current	1 A, 5 A			
Accuracy class	0,2S; 0,2; 0,5S; 0,5; 1; 3		0,2S; 0,2; 0,5S; 0,5; 1	

INPUT:

30 A ... 1000 A

OUTPUTS:

5 A 1 A

DIMENSIONS

LCTB 74/20 (45)

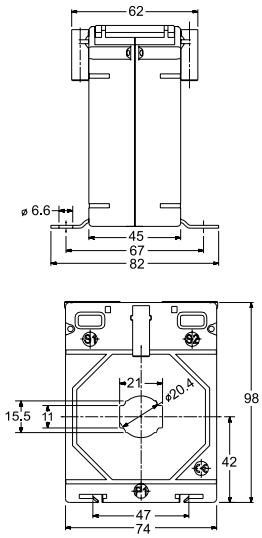

LCTB 74/30 (45)

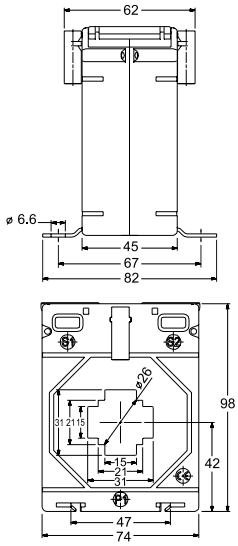

Transformer type	LCTB 74/20 (45)						LCTB 74/30 (45)					
Accuracy class	0.2S	0.2	0.5S	0.5	1	3	0.2S	0.2	0.5S	0.5	1	3
Rated primary current	Transformer burden											
30 A	-	-	-	-	-	1.5 VA	-	-	-	-	-	1 VA
40 A	-	-	-	-	1.5 VA	-	-	-	-	-	1.5 VA	-
50 A	-	-	-	-	2.5 VA	-	-	-	-	-	1.5 VA	-
60 A	-	-	-	-	3.75 VA	-	-	-	-	-	2.5 VA	-
75 A	-	-	-	1.5 VA	5 VA	-	-	-	-	1.5 VA	2.5 VA	-
80 A	-	-	-	1.5 VA	5 VA	-	-	-	-	1.5 VA	3.75 VA	-
100 A	1.5 VA	1.5 VA	1.5 VA	5 VA	7.5 VA	-	1.5 VA	1.5 VA	1.5 VA	2.5VA	5 VA	-
120 A	1.5 VA	1.5 VA	1.5 VA	5 VA	10 VA	-	1.5 VA	1.5 VA	1.5 VA	2.5VA	5 VA	-
125 A	1.5 VA	1.5 VA	1.5 VA	5 VA	10 VA	-	1.5 VA	1.5 VA	1.5 VA	2.5VA	5 VA	-
150 A	2.5 VA	2.5 VA	2.5 VA	7.5 VA	12.5 VA		1.5 VA	1.5 VA	1.5 VA	5 VA	7.5 VA	-
200 A	5 VA	5 VA	5 VA	10 VA	15 VA	-	2.5 VA	2.5VA	2.5 VA	10 VA	15 VA	-
250 A	5 VA	5VA	5 VA	10 VA	15 VA	-	2.5 VA	2.5 VA	2.5 VA	10 VA	15 VA	-
300 A	5 VA	7.5VA	5 VA	15 VA	15 VA	-	2.5 VA	5 VA	2.5 VA	10 VA	15 VA	-
400 A	5 VA	10 VA	5 VA	15 VA	20 VA	-	5 VA	7.5VA	5 VA	15 VA	20 VA	-
500 A	-	-	-	-	-	-	5 VA	10 VA	5 VA	15 VA	20 VA	-
600 A	-	-	-	-	-	-	5 VA	15 VA	5 VA	15 VA	20 VA	-
750 A	-	-	-	-	-	-	7.5 VA	20 VA	7.5 VA	20 VA	30 VA	-
800 A	-	-	-	-	-	-	10 VA	30 VA	10 VA	30 VA	30 VA	-

LUMEL EVERYTHING COUNTS

LCTB 74 - BUSBAR SERIES

DIMENSIONS

LCTB 74/40 (45)

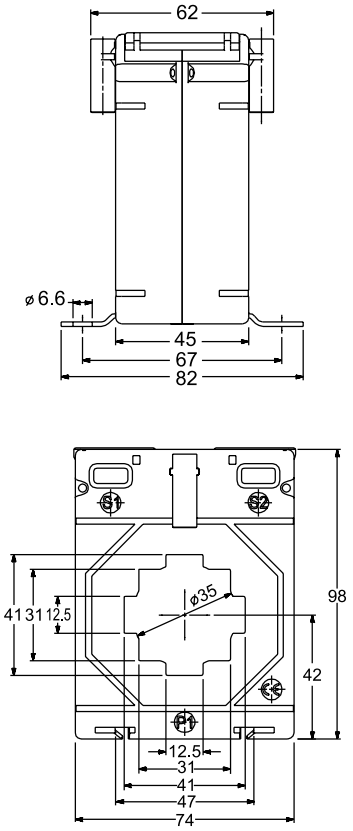

LCTB 74/50 (45)

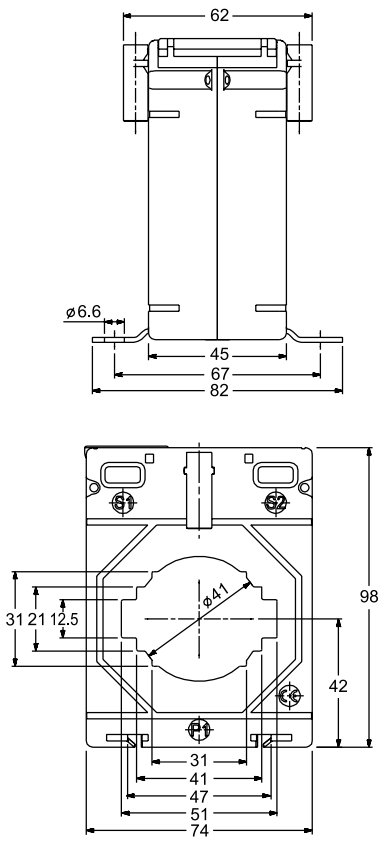

Transformer type	LCTB 74/40 (45)					LCTB 74/50 (45)				
Accuracy class	0.2S	0.2	0.5S	0.5	1	0.2S	0.2	0.5S	0.5	1
Rated primary current	Transformer burden									
40 A	-	-	-	-	1 VA	-	-	-	-	-
50 A	-	-	-	-	1 VA	-	-	-	-	-
60 A	-	-	-	-	1 VA	-	-	-	-	-
75 A	-	-	-	-	1.5 VA	-	-	-	-	-
80 A	-	-	-	-	1.5 VA	-	-	-	-	-
100 A	-	-	-	1.5 VA	2.5 VA	-	-	-	-	1.5 VA
120 A	-	-	-	1.5 VA	2.5 VA	-	-	-	-	1.5 VA
125 A	-	-	-	1.5 VA	2.5 VA	-	-	-	-	1.5 VA
150 A	-	-	-	2.5 VA	3.75 VA	-	-	-	-	2.5 VA
200 A	2.5 VA	2.5 VA	2.5 VA	3.75 VA	5 VA	-	-	-	1.5 VA	3.75 VA
250 A	5 VA	2.5 VA	5VA	5 VA	7.5 VA	1.5 VA	1.5 VA	1.5 VA	2.5 VA	5 VA
300 A	5 VA	2.5 VA	5VA	5 VA	7.5 VA	1.5 VA	1.5 VA	1.5 VA	5 VA	7.5 VA
400 A	5 VA	5 VA	5 VA	5 VA | 7.5 VA	12.5 VA	2.5 VA	2.5VA	2.5 VA	5 VA	7.5 VA
500 A	5 VA	7.5 VA	5 VA	10 VA	15 VA	5 VA	5 VA	5 VA	7.5 VA	10 VA
600 A	5 VA	10 VA	5 VA	15 VA	20 VA	5 VA	5 VA | 7.5 VA	5 VA	10 VA	12.5 VA
750 A	5 VA	10 VA	5 VA	15 VA	20 VA	5 VA	10 VA	5 VA	12.5 VA	15 VA
800 A	7.5 VA	15 VA	7.5 VA	15 VA	20 VA	5 VA	10 VA	5 VA	12.5 VA	15 VA
1000 A	10 VA	15 VA	10 VA	15 VA	20 VA	5 VA	10 VA	5 VA	12.5 VA	15 VA

ORDER
Required data: transformer type/ primary current/ secondary current/ power/ accuracy class
Order example: LCTB 74/50 (45) 100/5A, 1.5VA, cl. 1

ACCESSORIES:
DIN rail mounting base
order code: LH000-0904-130-124

LCTB 86 - BUSBAR SERIES

	LCTB 86/40 (45)	LCTB 86/50 (45)	LCTB 86/60 (45)
Hole diameter	∅ 36 mm	∅ 46 mm	∅ 51 mm
Busbar	40 x 10 mm, 2x30x15mm	50 x 12 mm, 2 x 40 x 15 mm	60 x 12 mm, 2 x 50 x 15 mm
Depth	45 mm	45 mm	45 mm
Width	86 mm	86 mm	86 mm
Primary current	50 A...1000 A	100 A...1250 A	100 A...1600 A
Secondary current	1 A, 5 A		
Accuracy class	0.2S; 0.2; 0.5S; 0.5; 1		

INPUT:

50 A ... 1600 A

OUTPUTS:

5 A **1 A**

DIMENSIONS

LCTB 86/40 (45)

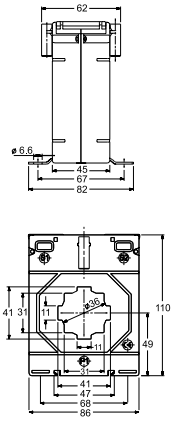

LCTB 86/50 (45)

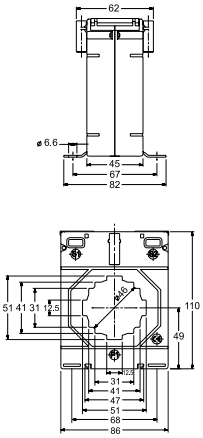

LCTB 86/60 (45)

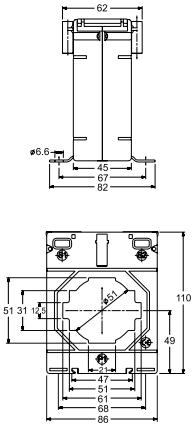

Transformer type	LCTB 86/40 (45)					LCTB 86/50 (45)					LCTB 86/60 (45)				
Accuracy class	0.2S	0.2	0.5S	0.5	1	0.2S	0.2	0.5S	0.5	1	0.2S	0.2	0.5S	0.5	1
Rated primary class	Transformer burden														
50 A	-	-	-	-	1.5 VA	-	-	-	-	-	-	-	-	-	-
60 A	-	-	-	-	1.5 VA	-	-	-	-	-	-	-	-	-	-
75 A	-	-	-	-	2.5 VA	-	-	-	-	-	-	-	-	-	-
80 A	-	-	-	-	2.5 VA	-	-	-	-	-	-	-	-	-	-
100 A	1.5 VA	1.5 VA	1.5 VA	1.5 VA	3.75 VA	-	-	-	-	1.5 VA	-	-	-	-	1 VA
120 A	1.5 VA	1.5 VA	1.5 VA	2.5 VA	5 VA	-	-	-	1.5 VA	2.5 VA	-	-	-	-	1.5 VA
125 A	1.5 VA	1.5 VA	1.5 VA	2.5 VA	5 VA	-	-	-	1.5 VA	2.5 VA	-	-	-	-	2.5 VA
150 A	2.5 VA	2.5 VA	2.5 VA	3.75 VA	5 VA	-	-	-	2.5 VA	5 VA	-	-	-	-	2.5 VA
200 A	5 VA	2.5 VA	2.5 VA	5 VA	7.5 VA	-	-	-	5 VA	7.5 VA	-	-	-	1.5 VA	3.75 VA
250 A	10 VA	3.75 VA	3.75 VA	7.5 VA	12.5 VA	-	-	-	7.5 VA	10 VA	-	-	-	2.5 VA	5 VA
300 A	10 VA	5 VA	10 VA	10 VA	15 VA	5 VA	1.5 VA	5 VA	7.5 VA	10 VA	1.5 VA	1.5 VA	1.5 VA	5 VA	7.5 VA
400 A	10 VA	7.5 VA	7.5 VA	15 VA	20 VA	7.5 VA	2.5VA	7.5 VA	15 VA	15 VA	2.5 VA	2.5 VA	2.5 VA	10 VA	1 2.5 VA
500 A	5 VA	10 VA	10 VA	20 VA	30 VA	7.5 VA	5 VA	7.5 VA	15 VA	20 VA	2.5 VA	3.75 VA	2.5 VA	10 VA	12.5 VA
600 A	7.5 VA	15 VA	15 VA	30 VA	30 VA	10 VA	7.5 VA	10 VA	15 VA	20 VA	5 VA	5 VA	5 VA	15 VA	15 VA
750 A	7.5 VA	15 VA	15 VA	30 VA	30 VA	7.5 VA	10 VA	7.5 VA	15 VA	20 VA	5 VA	10 VA	5 VA	15 VA	20 VA
800 A	10 VA	15 VA	15 VA	30 VA	30 VA	10 VA	12.5 VA	10 VA	20 VA	30 VA	7.5 VA	12.5 VA	7.5 VA	20 VA	20 VA
1000 A	10 VA	15 VA	15 VA	30 VA	30 VA	12.5 VA	20 VA	12.5 VA	30 VA	30 VA	10 VA	15 VA	10 VA	20 VA	20 VA
1200 A	-	-	-	-	-	12.5 VA	20 VA	12.5 VA	30 VA	30 VA	10 VA	15 VA	10 VA	20 VA	20 VA
1250 A	-	-	-	-	-	12.5 VA	20 VA	12.5 VA	30 VA	30 VA	10 VA	15 VA	10 VA	20 VA	20 VA
1500 A	-	-	-	-	-	-	-	-	-	-	10 VA	15 VA	10 VA	20 VA	20 VA
1600 A	-	-	-	-	-	-	-	-	-	-	10 VA	15 VA	10 VA	20 VA	20 VA

ORDER
Required data: transformer type/ primary current/ secondary current/ power/ accuracy class
Order example: LCTB 86/50 (45) 100/5A, 1.5VA, cl. 1

ACCESSORIES:
DIN rail mounting base
order code: LH000-0904-130-124

LCTB 100 - BUSBAR SERIES

INPUT:

400 A ... 3200 A

OUTPUTS:

5 A 1 A

	LCTB 100/100V (45)	LCTB 100/130V (45)
Busbar	41 x 103 mm	38 x 128 mm
Depth	45 mm	45 mm
Width	100 mm	100 mm
Primary current	400 A...2500 A	400 A...3000 A
Secondary current	1 A, 5 A	
Accuracy class	0.2S; 0.2; 0.5S; 0.5; 1	0.2; 0.5; 1

DIMENSIONS

LCTB 100/100V (45)

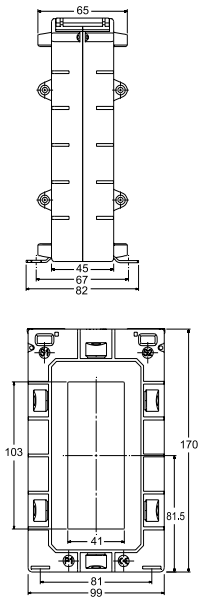

LCTB 100/130V (45)

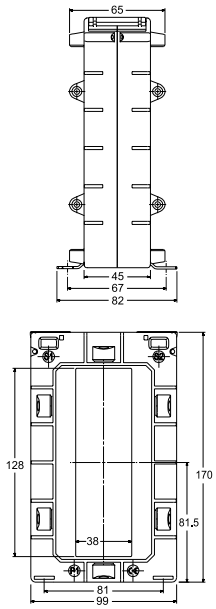

Transformer type	LCTB 100/100V (45)					LCTB 100/130V (45)		
Accuracy class	**0.2S**	**0.2**	**0.5S**	**0.5**	**1**	**0.2**	**0.5**	**1**
Rated primary current	**Transformer burden**							
400 A	-	-	-	2.5 VA	5 VA	-	2.5 VA	5 VA
500 A	-	-	-	2.5 VA	5 VA	-	2.5 VA	5 VA
600 A	-	-	-	2.5 VA	5 VA	-	2.5 VA	5 VA
750 A	-	-	-	2.5 VA	5 VA	-	2.5 VA	7.5 VA
800 A	-	-	-	5 VA	10 VA	-	5 VA	7.5 VA
1000 A	-	5 VA	-	10 VA	15 VA	-	10 VA	10 VA
1200 A	5 VA	5 VA	5 VA	10 VA	15 VA	-	10 VA	15 VA
1250 A	5 VA	5 VA	5 VA	10 VA	15 VA	-	10 VA	15 VA
1500 A	5 VA	5 VA	5 VA	15 VA	30 VA	5 VA	15 VA	30 VA
1600 A	7.5 VA	10 VA	7.5 VA	15 VA	30 VA	5 VA	15 VA	30 VA
2000 A	7.5 VA	10 VA	7.5 VA	15 VA	30 VA	5 VA	15 VA	30 VA
2500 A	10 VA	10 VA	10 VA	15 VA	20 VA	5 VA	15 VA	30 VA
3000 A	-	-	-	-	-	5 VA	10 VA	12.5 VA

ORDER

Required data: transformer type/ primary current/ secondary current/ power/ accuracy class

Order example: LCTB 100/130V (45) 400/5A, 2.5VA, cl. 1

LCTB 104 - BUSBAR SERIES

	LCTB 104/60 (45)	LCTB 104/80 (45)
Hole diameter	Ø 54 mm	Ø 65 mm
Busbar	60 x 12 mm, 2 x 50 x 15mm, 2 x 40 x 20 mm	80 x 12 mm, 2 x 60 x 15 mm, 2 x 50 x 25 mm
Depth	45 mm	45 mm
Width	104 mm	104 mm
Primary current	100 A...1600 A	200 A...2000 A
Secondary current	1 A, 5 A	
Accuracy class	0.2S; 0.2; 0.5S; 0.5; 1	

INPUT:

40 A ... 800 A

OUTPUTS:

5 A **1 A**

DIMENSIONS

LCTB 104/60 (45)

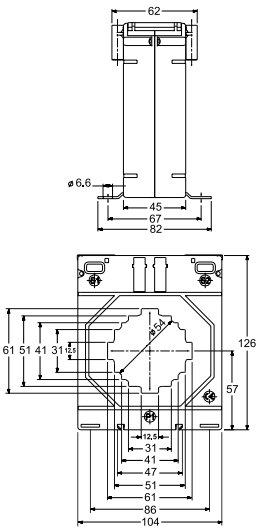

LCTB 104/80 (45)

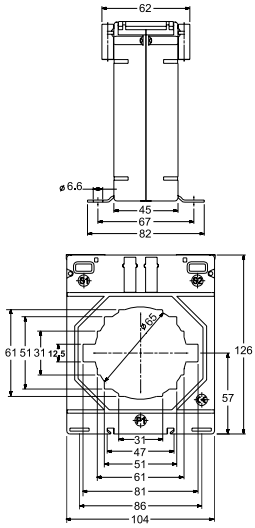

Transformer type	LCTB 104/60 (45)					LCTB 104/80 (45)				
Accuracy class	**0.2S**	**0.2**	**0.5S**	**0.5**	**1**	**0.2S**	**0.2**	**0.5S**	**0.5**	**1**
Rated primary current	**Transformer burden**									
100 A	-	-	-	-	1.5 VA	-	-	-	-	-
120 A	-	-	-	-	2.5 VA	-	-	-	-	-
125 A	-	-	-	-	2.5 VA	-	-	-	-	-
150 A	-	-	-	2.5 VA	5 VA	-	-	-	-	-
200 A	-	-	-	5 VA	10 VA	-	-	-	-	1.5 VA
250 A	-	1.5 VA	-	7.5 VA	12.5 VA	-	-	-	1.5 VA	2.5 VA
300 A	1.5 VA	2.5 VA	1.5 VA	10 VA	15 VA	-	-	-	2.5 VA	7.5 VA
400 A	2.5 VA	3.75 VA	2.5 VA	5 VA | 10 VA	15 VA	-	1.5 VA	-	5 VA	10 VA
500 A	3.75 VA	7.5 VA	3.75 VA	15 VA	20 VA	-	1.5 VA	-	5 VA	10 VA
600 A	5 VA	10 VA	5 VA	15 VA	30 VA	-	2.5VA	-	7.5 VA	12.5 VA
750 A	5 VA	15VA	5VA	20 VA	30 VA	5 VA	5 VA	5 VA	10 VA	15 VA
800 A	7.5 VA	15VA	7.5VA	30 VA	30 VA	5 VA	7.5 VA	5 VA	10 VA	15 VA
1000 A	10 VA	20 VA	10 VA	30 VA	45 VA	7.5 VA	12.5VA	7.5 VA	20 VA	20 VA
1200 A	10 VA	30 VA	10 VA	30 VA	45 VA	10 VA	15 VA	10 VA	20 VA	30 VA
1250 A	10 VA	30 VA	10 VA	30 VA	45 VA	10 VA	15 VA	10 VA	20 VA	30 VA
1500 A	10 VA	30 VA	10 VA	30 VA	45 VA	10 VA	15 VA	10 VA	20 VA	30 VA
1600 A	10 VA	30 VA	10 VA	30 VA	45 VA	10 VA	15 VA	10 VA	20 VA	30 VA
2000 A	-	-	-	-	-	10 VA	15 VA	10 VA	20 VA	30 VA

ORDER
Required data: transformer type/ primary current/ secondary current/ power/ accuracy class
Order example: LCTB 104/60 (45) 100/5A, 1.5VA, cl. 1

ACCESSORIES:
DIN rail mounting base
order code: LH000-0904-130-124

LUMEL EVERYTHING COUNTS
www.lumel.com.pl

LCTB 140 - BUSBAR SERIES

INPUT:

200 A
...
5000 A

OUTPUTS:

5 A 1 A

	LCTB 140/80 (45)	LCTB 140/100H (45)	LCTB 140/100V (45)	LCTB 140/130V (45)
Hole diameter	∅ 72 mm	∅ 86 mm	∅86 mm	-
Busbar	80 x 30 mm, 2 x 60 x 25 mm	100 x 30 mm, 2 x 80 x 25 mm, 2 x 70 x 30 mm	100 x 30 mm, 2 x 80 x 25 mm, 2 x 70 x 30 mm	70 x 130 mm
Depth	45 mm	45 mm	45 mm	45 mm
Width	140 mm	140 mm	140 mm	140 mm
Primary current	200 A...2000 A	200 A...4000 A	200 A...3000 A	400 A...5000 A
Secondary current	1 A, 5 A			
Accuracy class	0,2S; 0,2; 0.5S; 0,5; 1			0,2; 0,5; 1

DIMENSIONS

LCTB 140/80 (45)

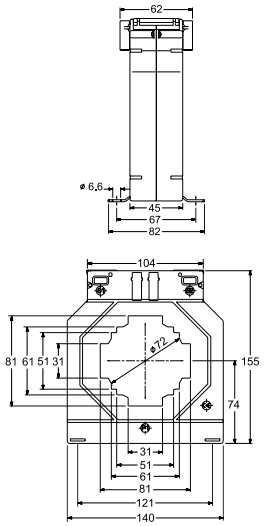

LCTB 140/100H (45)

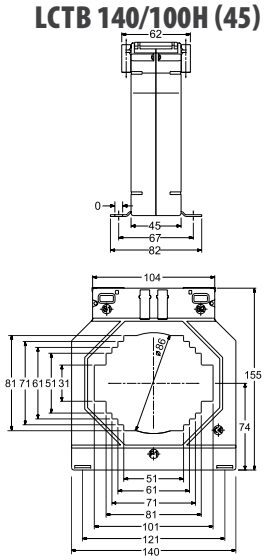

Transformer type	LCTB 140/80 (45)					LCTB 140/100H (45)				
Accuracy class	**0.2S**	**0.2**	**0.5S**	**0.5**	**1**	**0.2S**	**0.2**	**0.5S**	**0.5**	**1**
Rated primary current	**Transformer burden**									
200 A	-	-	-	2.5 VA	5 VA	-	-	-	1.5 VA	3.75 VA
250 A	-	-	-	5 VA	10 VA	-	-	-	2.5 VA	5 VA
300 A	-	1.5 VA	-	7.5 VA	15 VA	-	-	-	3.75VA	7.5 VA
400 A	-	2.5 VA	-	10 VA	20 VA	-	1.5 VA	-	7.5 VA	10 VA
500 A	2.5 VA	5 VA	2.5 VA	15 VA	30 VA	-	2.5 VA	-	10 VA	12.5VA
600 A	3.75VA	7.5 VA	3.75 VA	15 VA	30 VA	2.5 VA	3.75 VA	2.5 VA	10 VA	15 VA
750 A	5 VA	10 VA	5 VA	15 VA	45 VA	5 VA	5 VA	5 VA	15 VA	20 VA
800 A	5 VA	10 VA	5 VA	15 VA	45 VA	5 VA	5 VA	5 VA	15 VA	20 VA
1000 A	10 VA	15 VA	10 VA	30 VA	60 VA	5 VA	10 VA	5 VA	15 VA	20 VA
1200 A	12.5 VA	15 VA	12.5 VA	30 VA	60 VA	10 VA	15 VA	10 VA	15 VA	30 VA
1250 A	12.5 VA	30 VA	12.5 VA	60 VA	60 VA	10 VA	15 VA	10 VA	15 VA	30 VA
1500 A	15 VA	30 VA	15 VA	60 VA	60 VA	15 VA	20VA	15 VA	20 VA	30 VA
1600 A	15 VA	30 VA	15 VA	60 VA	60 VA	15 VA	20 VA	15 VA	20 VA	45 VA
2000 A	15 VA	30 VA	15 VA	60 VA	60 VA	15 VA	30 VA	15 VA	45 VA	45 VA
2500 A	-	-	-	-	-	15 VA	30 VA	15 VA	45 VA	45 VA
3000 A	-	-	-	-	-	15 VA	30 VA	15 VA	60 VA	60 VA
4000 A	-	-	-	-	-	15 VA	30 VA	15 VA	60 VA	60 VA

DIMENSIONS

LCTB 140/100V (45)

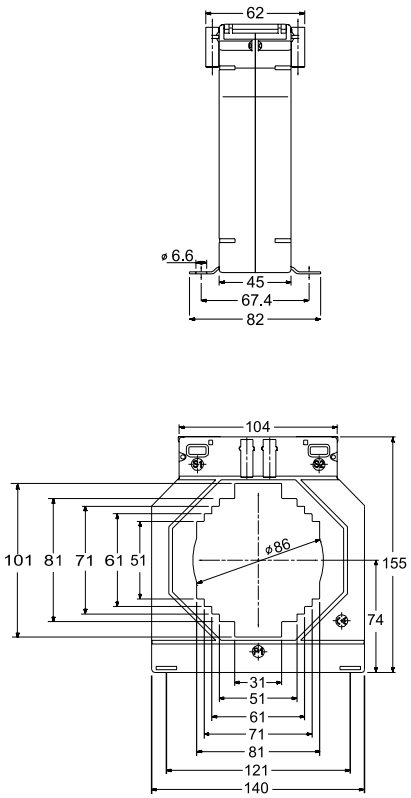

LCTB 140/130V (45)

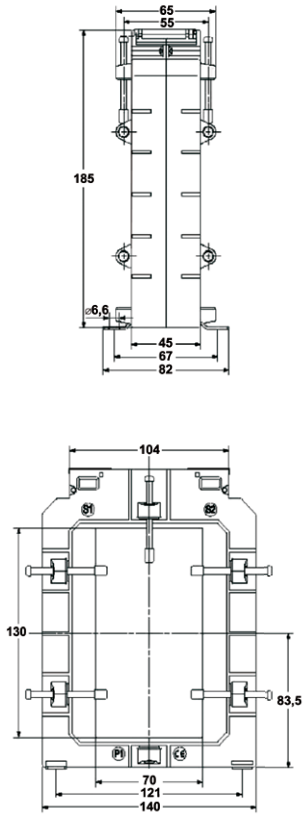

Transformer type	LCTB 140/100V (45)					LCTB 140/130V (45)		
Accuracy class	0.2S	0.2	0.5S	0.5	1	0.2	0.5	1
Rated primary current	Transformer burden							
200 A	-	-	-	1.5 VA	3.75 VA	-	-	-
250 A	-	-	-	2.5 VA	5 VA	-	-	-
300 A	-	-	-	3.75 VA	7.5 VA	-	-	-
400 A	-	1.5 VA	-	10 VA	10 VA	-	3.75 VA	5 VA
500 A	-	2.5 VA	-	10 VA	12.5 VA	-	3.75 VA	5VA
600 A	2.5VA	3.75 VA	2.5 VA	12.5 VA	15 VA	-	3.75 VA	5 VA
750 A	5 VA	5 VA	5 VA	15 VA	20 VA	-	5 VA	7.5 VA
800 A	5 VA	5 VA	5 VA	15 VA	20 VA	-	5 VA	7.5 VA
1000 A	5 VA	10 VA	5 VA	15 VA	20 VA	5 VA	10 VA	10 VA
1200 A	10 VA	15 VA	10 VA	15 VA	30 VA	7.5 VA	10 VA	15 VA
1250 A	10 VA	15 VA	10 VA	15 VA	30 VA	7.5 VA	10 VA	15 VA
1500 A	15VA	20 VA	15 VA	30 VA	30 VA	10VA	15 VA	15 VA
1600 A	15VA	20 VA	15 VA	45 VA	45 VA	10 VA	15 VA	15 VA
2000 A	15VA	30 VA	15 VA	45 VA	45 VA	15 VA	20 VA	20 VA
2500 A	15VA	30 VA	15 VA	45 VA	45VA	15 VA	20 VA	20 VA
3000 A	15VA	30 VA	15 VA	60 VA	60 VA	15 VA	20 VA	20 VA
4000 A	-	-	-	-	-	15 VA	20 VA	20 VA
5000 A	-	-	-	-	-	15 VA	20 VA	20 VA

ORDER
Required data: transformer type/ primary current/ secondary current/ power/ accuracy class
Order example: LCTB 140/100H (45) 200/5A, 3.75VA, cl. 1

LCTB 225 - BUSBAR SERIES



INPUT:

600 A ... 7500 A

OUTPUTS:

5 A 1 A

	LCTB 225/125 (50)	LCTB 225/167 (50)
Busbar	124 x 93 mm	166 x 65 mm
Depth	50 mm	50 mm
Width	225 mm	225 mm
Primary current	600 A...6000 A	1000 A...7500 A
Secondary current	1 A, 5 A	
Accuracy class	0.2S; 0.2; 0.5S; 0.5; 1	

DIMENSIONS

LCTB 225/125 (50)

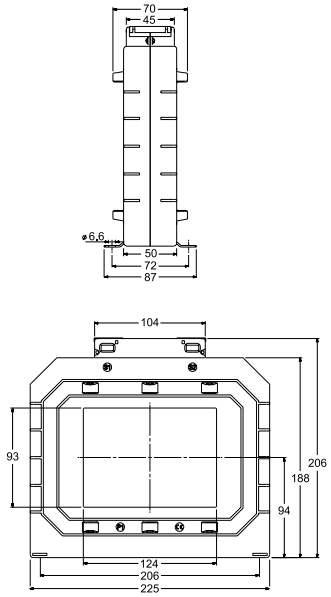

LCTB 225/167 (50)

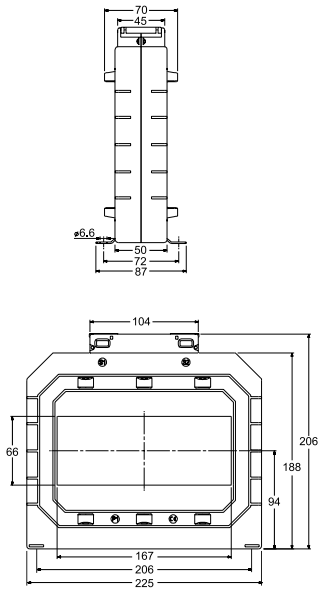

Transformer type	LCTB 225/125 (50)					LCTB 225/167 (50)				
Accuracy class	**0.2S**	**0.2**	**0.5S**	**0.5**	**1**	**0.2S**	**0.2**	**0.5S**	**0.5**	**1**
Rated primary current	**Transformer burden**									
600 A	-	5 VA	-	5 VA	10 VA	-	-	-	-	-
750 A	-	5 VA	-	10 VA	10 VA	-	-	-	-	-
800 A	-	5 VA	-	10 VA	10 VA	-	-	-	-	-
1000 A	5 VA	10 VA	5 VA	10 VA	15 VA	-	3.75 VA	-	5 VA	10 VA
1200 A	5 VA	10 VA	5 VA	10 VA	15 VA	-	5 VA	-	10 VA	15 VA
1250 A	5 VA	10 VA	5 VA	10 VA	15 VA	-	5 VA	-	10 VA	15 VA
1500 A	7.5 VA	10 VA	7.5 VA	15 VA	30 VA	5 VA	10 VA	5 VA	15 VA	30 VA
1600 A	7.5 VA	10 VA	7.5 VA	15 VA	30 VA	5 VA	10 VA	5 VA	15 VA	30 VA
2000 A	10 VA	10 VA	10 VA	15 VA	30 VA	7.5 VA	10 VA	7.5 VA	30 VA	30 VA
2500 A	10 VA	15 VA	10 VA	30 VA	30 VA	10VA	15 VA	10 VA	30 VA	45 VA
3000 A	10 VA	15VA	10 VA	30 VA	60 VA	10 VA	15 VA	10 VA	30 VA	45 VA
4000 A	15 VA	30VA	15 VA	45 VA	60 VA	10 VA	15 VA	10 VA	30 VA	45 VA
5000 A	15VA	30 VA	15 VA	100 VA	100 VA	15VA	20 VA	15 VA	30 VA	45 VA
6000 A	15 VA	60 VA	15 VA	100 VA	100 VA	15 VA	20 VA	15 VA	30 VA	45 VA
7500 A	-	-	-	-	-	15 VA	20 VA	15 VA	30 VA	45 VA

ORDER

Required data: transformer type/ primary current/ secondary current/ power/ accuracy class

Order example: LCTB 225/125 (50) 600/5A, 10VA, cl. 1

LCTS - SPLIT CORE SERIES

	LCTS 93/30SC (40)	LCTS 125/50SC (40)	LCTS 155/80SC (40)	LCTS 195/80SC (64)
Window dimensions	23 x 33 mm	85 x 54 mm	85 x 125 mm	82 x 162 mm
Depth	40 mm	40 mm	40 mm	64 mm
Width	93 mm	125 mm	155 mm	195 mm
Primary current	100 A...400 A	250 A...1000 A	250 A...3000 A	500 A...5000 A
Secondary current	1 A, 5 A			
Accuracy class	0,5; 1			

INPUT:

100 A
...
5000 A

OUTPUTS:

5 A 1 A



CE

DIMENSIONS

LCTS 93/30SC (40)

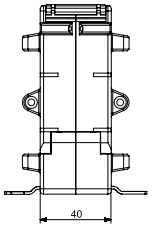

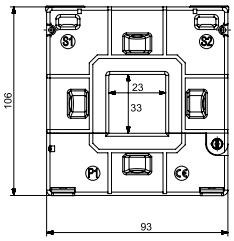

LCTS 125/50SC, 155/80SC, 195/80SC

side view

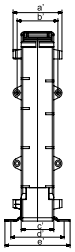

Side view (dimensions in mm)					
Type	a'	b'	c'	d'	e'
125/50SC (40)	60	50	40	65	80
155/80SC (40)	60	50	40	65	80
195/80SC (64)	84	74	64	80	100

front view

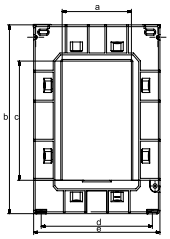

Front view (dimensions in mm)					
Type	a	b	c	d	e
125/50SC (40)	54	158	85	106	125
155/80SC (40)	85	198	125	136	155
195/80SC (64)	80	245	160	179	195

Transformer type	LCTS 93/30SC (40)		LCTS 125/50SC (40)		LCTS 155/80SC (40)		LCTS 195/80SC (64)	
Accuracy class	0.5	1	0.5	1	0.5	1	0.5	1
Rated primary current	Transformer burden							
100 A	-	1.5 VA	-	-	-	-	-	-
150 A	-	1.75 VA	-	-	-	-	-	-
200 A	-	2.5 VA	-	-	-	-	-	-
250 A	-	3.75 VA	1 VA	2.5 VA	1 VA	2.5 VA	-	-
300 A	2.5 VA	5 VA	2.5 VA	3.75 VA	1.5 VA	3.75 VA	-	-
400 A	3.75 VA	6.25 VA	2.5 VA	3.75 VA	2.5 VA	3.75 VA	-	-
500 A	-	-	3.75 VA	5 VA	3.75 VA	5 VA	1.25 VA	5 VA
600 A	-	-	5 VA	7.5 VA	5 VA	7.5 VA	1.25 VA	5 VA
750 A	-	-	7.5 VA	10 VA	7.5 VA	10 VA	5 VA	10 VA
800 A	-	-	7.5 VA	10 VA	7.5 VA	10 VA	7.5 VA	10 VA
1000 A	-	-	10 VA	15 VA	10 VA	15 VA	10 VA	20 VA
1200 A	-	-	-	-	15 VA	30 VA	15 VA	20 VA
1250 A	-	-	-	-	15 VA	30 VA	15 VA	20 VA
1500 A	-	-	-	-	20 VA	45 VA	20 VA	30 VA
1600 A	-	-	-	-	20 VA	45 VA	20 VA	30 VA
2000 A	-	-	-	-	20 VA	45 VA	25 VA	30 VA
2500 A	-	-	-	-	25 VA	45 VA	25 VA	30 VA
3000 A	-	-	-	-	30 VA	45 VA	30 VA	45 VA
4000 A	-	-	-	-	-	-	30 VA	45 VA
5000 A	-	-	-	-	-	-	30 VA	45 VA

ORDER
Required data: transformer type/ primary current/ secondary current/ power/ accuracy class
Order example: LCTS 93/30SC (40) 100/5A, 1.5VA, cl. 1

LUMEL EVERYTHING COUNTS

LCTP - 3-PHASE BUSBAR SERIES



INPUT:

100 A ... 500 A

OUTPUT:

5 A

	LCTP 75/15 (60)	LCTP 105/21 (40)	LCTP 140/31 (40)
Busbar	14 x 24 mm	20 x 24 mm	31 x 36 mm
Depth	60 mm	40 mm	40 mm
Width	76.5 mm	105 mm	140 mm
Primary current	100…160 A	100…250 A	250…500 A
Secondary current	5 A		
Accuracy class	0.5; 1		

DIMENSIONS

LCTP 75/15 (60)

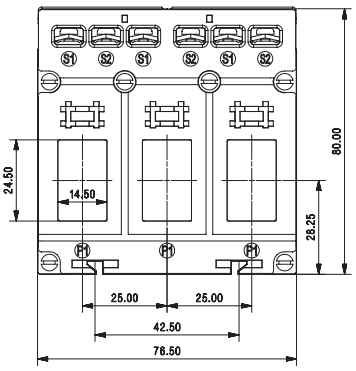

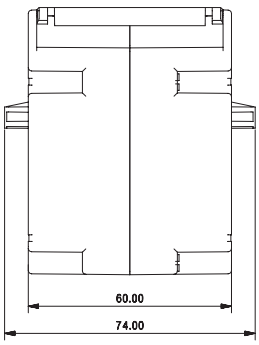

LCTP 105/21 (40)

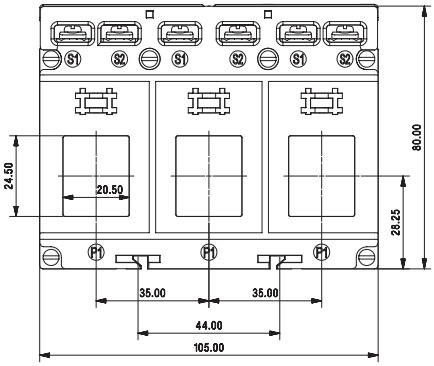

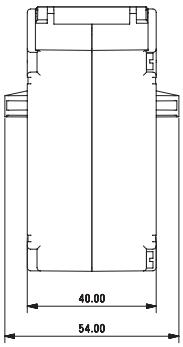

LCTP 140/31 (40)

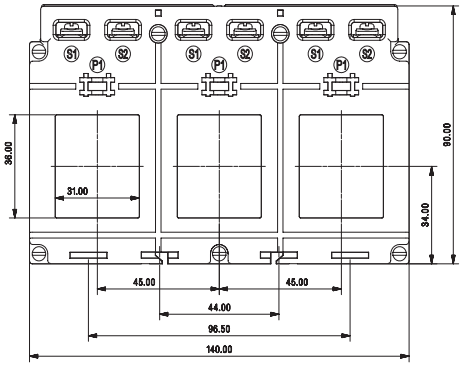

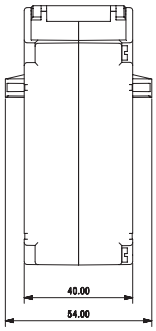

Transformer type	LCTP 75/15 (60)		LCTP 105/21 (40)		LCTP 140/31 (40)	
Accuracy class	**05**	**1**	**0.5**	**1**	**0.5**	**1**
Rated primary current	**Transformer burden**					
100 A	-	1 VA	-	1 VA	-	-
125 A	-	1.5 VA	-	1.5 VA	-	-
150 A	1.5 VA	1.5 VA	-	1.5 VA	-	-
160 A	1.5 VA	1.5 VA	1.5 VA	1.5 VA	-	-
200 A	-	-	1.5 VA	1.5 VA	-	-
250 A	-	-	1.5 VA	1.5 VA	1.5 VA	1.5 VA
300 A	-	-	-	-	2.5 VA	2.5 VA
400 A	-	-	-	-	2.5 VA	2.5 VA
500 A	-	-	-	-	2.5 VA	2.5 VA

ORDER

Required data: transformer type/ primary current/ secondary current/ power/ accuracy class

Order example: LCTP140/31 (40) 500/5A; 2.5 VA; cl. 1

LCTP - 3-PHASE ROUND CONDUCTOR SERIES

	LCTP 185/27 (45)	LCTP 185/37 (45)
Hole diameter	∅ 27 mm	∅ 37 mm
Depth	45 mm	45 mm
Width	185 mm	185 mm
Primary current	100…500 A	300…800 A
Secondary current	5A	
Accuracy class	1	

INPUT:

100 A ... 800 A

OUTPUT:

5 A

DIMENSIONS

LCTP 185/27 (45)

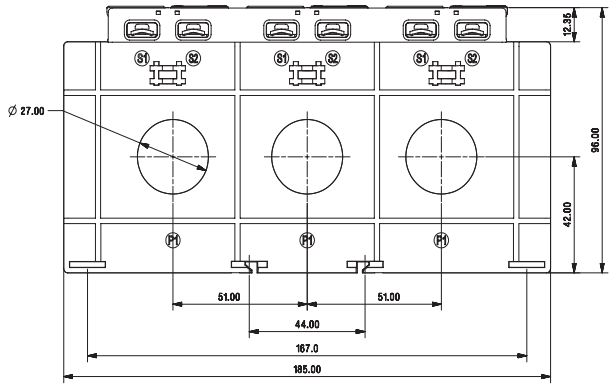

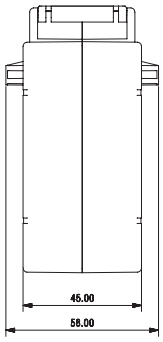

LCTP 185/37 (45)

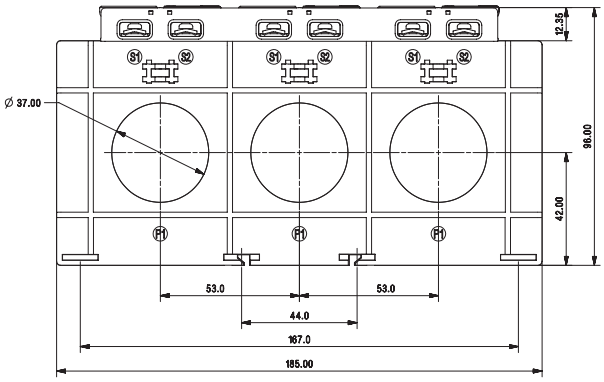

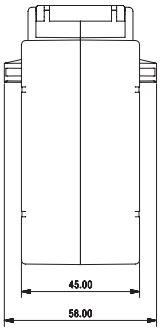

Transformer type	LCTP 185/27 (45)	LCTP 185/37 (45)
Accuracy class	1	1
Rated primary current	Transformer burden	
100 A	1.5 VA	-
150 A	1.5 VA	-
200 A	2.5 VA	-
250 A	2.5 VA	-
300 A	5 VA	2.5 VA
400 A	5 VA	5 VA
500 A	5 VA	5 VA
600 A	-	5 VA
800 A	-	5 VA

ACCESSORIES:
DIN rail mounting base
order code: LH000-0904-130-124

ORDER
Required data: transformer type/ primary current/ secondary current/ power/ accuracy class
Order example: LCTP 185/27 (45) 100/5 A, 1.5 VA, cl. 1

LUMEL EVERYTHING COUNTS

LRC- RESIN CAST SERIES

	LRC1 80/30(50)	LRC2 90/50(40)
Hole diameter	∅ 30 mm	∅ 50 mm
Depth	50 mm	40 mm
Width	80 mm	90 mm
Primary current	60 A...160 A	200 A...320 A
Secondary current	1 A, 5 A	
Accuracy class	1	

INPUT:

60 A ... 320 A

OUTPUTS:

5 A 1 A

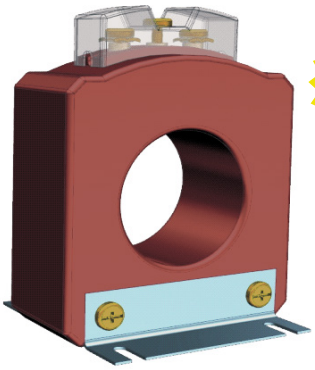

NEW

CE

DIMENSIONS

LRC1 80/30(50)

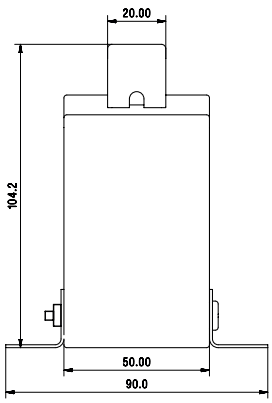

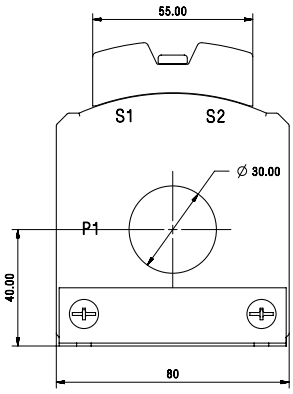

LRC2 90/50(40)

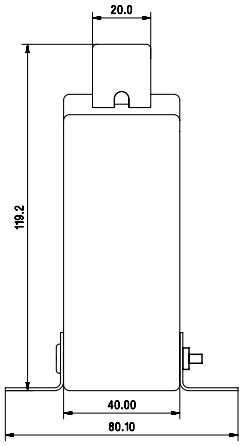

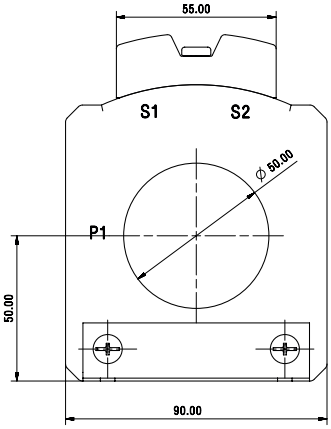

Transformer type	LRC1 80/30(50)	LRC2 90/50(40)
Accuracy class	1	1
Rated primary current	Transformer burden	
60 A	1.5 VA	-
100 A	5 VA	-
125 A	5 VA	-
150 A	5 VA	-
160 A	5 VA	-
200 A	-	5 VA
250 A	-	10 VA
300 A	-	10 VA
320 A	-	10 VA

ORDER

Required data: transformer type/ primary current/ secondary current/ power/ accuracy class

Order example: LRC1 80/30(50) 100/5A, 5VA, cl. 1

LRC- RESIN CAST SERIES

	LRC3 110/72(40)	LRC4 135/85(40)
Hole diameter	∅ 72 mm	∅ 85 mm
Depth	40 mm	40 mm
Width	110 mm	135 mm
Primary current	400 A...630 A	800 A...1250 A
Secondary current	1 A, 5 A	
Accuracy class	1	

INPUT:

400 A
...
1250 A

OUTPUTS:

5 A 1 A

NEW

CE

DIMENSIONS

LRC3 110/72(40)

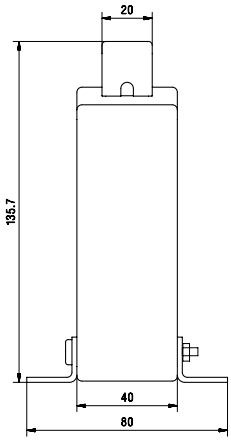

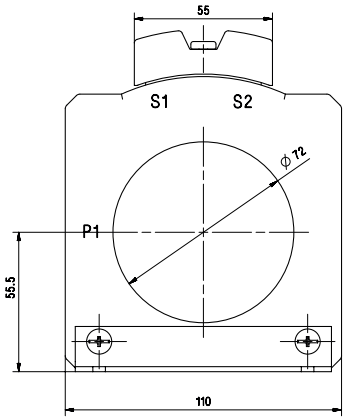

LRC4 135/85(40)



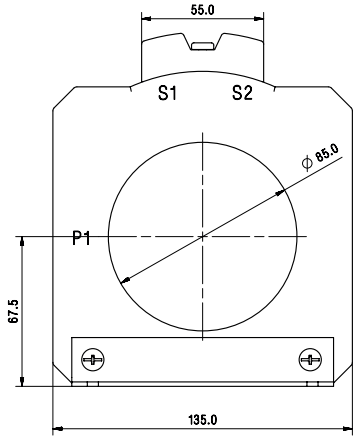

Transformer type	LRC3 110/72(40)	LRC4 135/85(40)
Accuracy class	1	1
Rated primary current	Transformer burden	
400 A	10 VA	-
500 A	15 VA	-
600 A	15 VA	-
630 A	15 VA	-
800 A	-	15 VA
1000 A	-	15 VA
1200 A	-	15 VA
1250 A	-	15 VA

ORDER
Required data: transformer type/ primary current/ secondary current/ power/ accuracy class
Order example: LRC3 110/72(40) 600/5A, 15VA, cl. 1

LUMEL EVERYTHING COUNTS

LRC- RESIN CAST SERIES

	LRC5 165/115(40)	LRC6 195/130(40)
Hole diameter	∅ 115 mm	∅ 130 mm
Depth	40 mm	40 mm
Width	165 mm	195 mm
Primary current	1500 A...2000 A	2500 A...3200 A
Secondary current	1 A, 5 A	
Accuracy class	1	

INPUT:

1500 A
...
3200 A

OUTPUTS:

5 A 1 A



NEW

CE

DIMENSIONS

LRC5 165/115(40)

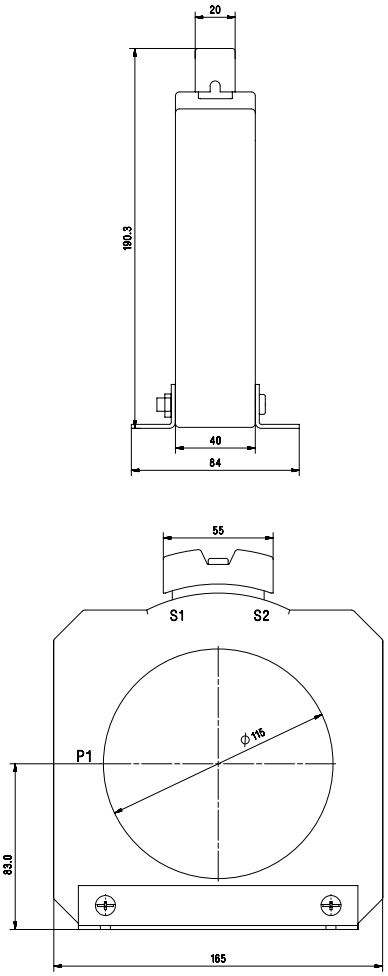

LRC6 195/130(40)

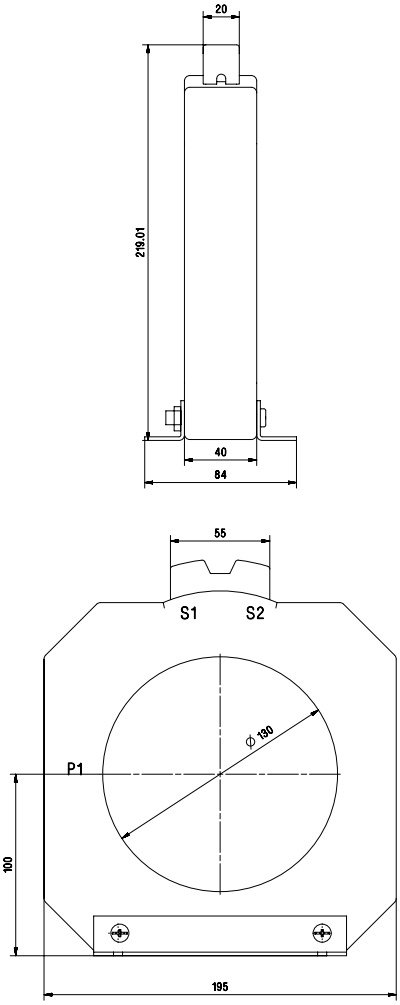

Transformer type	LRC5 165/115(40)	LRC6 195/130(40)
Accuracy class	1	1
Rated primary current	Transformer burden	
1500 A	15 VA	-
1600 A	15 VA	-
2000 A	15 VA	-
2500 A	-	15 VA
3000 A	-	15 VA
3200 A	-	15 VA

ORDER

Required data: transformer type/ primary current/ secondary current/ power/ accuracy class

Order example: LRC5 165/115(40) 2000/5A, 15VA, cl. 1

LRC- RESIN CAST SERIES

	LRC7 230/165(40)	LRC8 295/200(40)
Hole diameter	∅ 165 mm	∅ 200 mm
Depth	40 mm	40 mm
Width	230 mm	295 mm
Primary current	3000 A...3200 A	4000 A....5000 A
Secondary current	1 A, 5 A	
Accuracy class	1	

INPUT:

3000 A
...
5000 A

OUTPUTS:

5 A 1 A



NEW

CE

DIMENSIONS

LRC7 230/165(40)

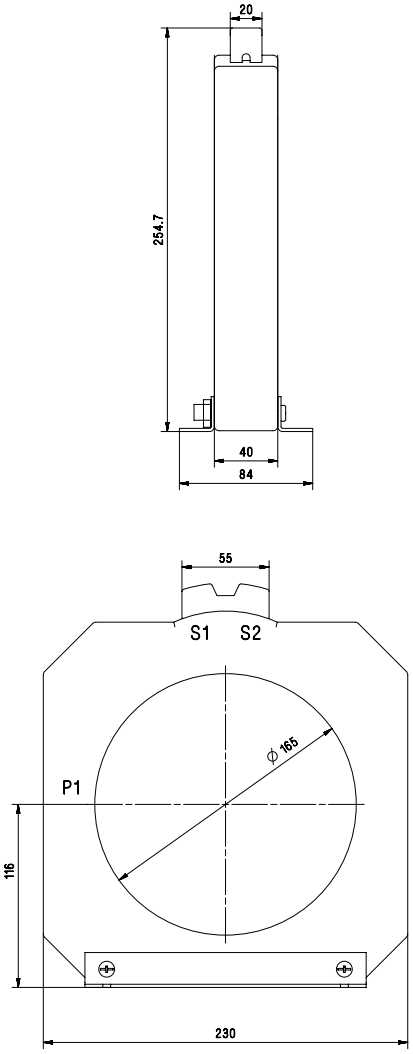

LRC8 295/200(40)

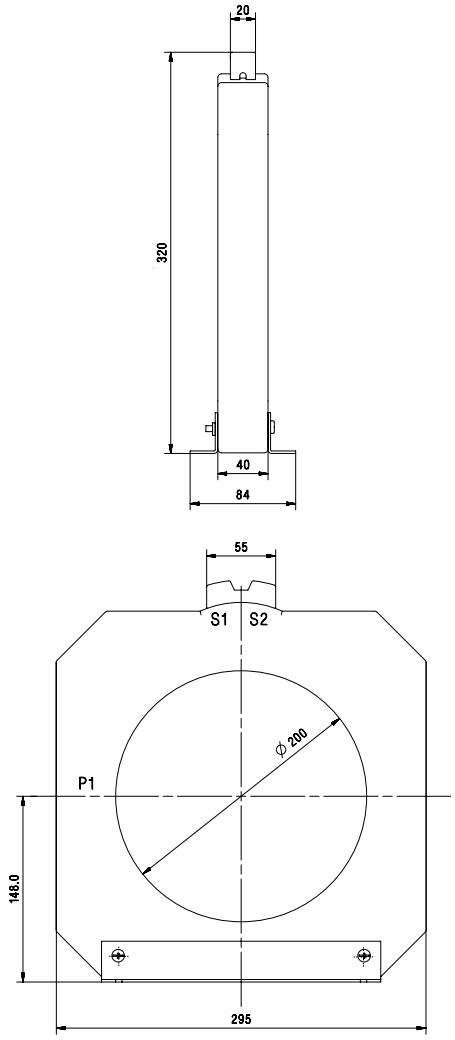

Transformer type	LRC7 230/165(40)	LRC8 295/200(40)
Accuracy class	1	1
Rated primary current	Transformer burden	
3000 A	15 VA	-
3200 A	15 VA	-
4000 A	-	15 VA
5000 A	-	15 VA

ORDER
Required data: transformer type/ primary current/ secondary current/ power/ accuracy class
Order example: LRC7 230/165(40) 3000/5A, 15VA, kl. 1

LUMEL EVERYTHING COUNTS

LU01 - SUMMATION CURRENT TRANSFORMERS

SUMMATION CURRENT TRANSFORMER are designed to summarize several synchronous alternating currents of equal phase relation with any angle of phase difference. They are used to add secondary currents of several main c.t.'s in order to measure with the CT only.

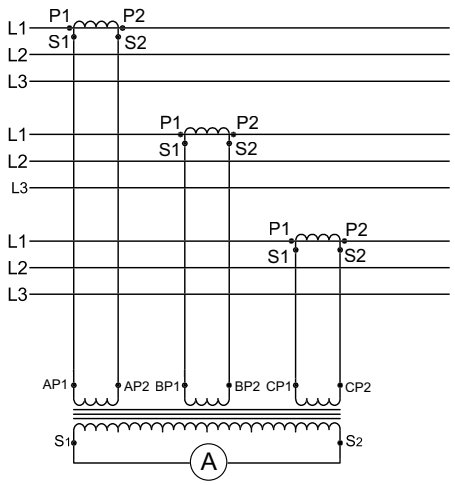

Current measurement in phase L1

AN EXAMPLE OF POWER SELECTION FOR MAIN TRANSFORMERS WITH DIFFERENT TRANSMISSIONS

Main Transformer ratio:

	500/ 5A
	400/ 5A
	300/ 5A
Total current =	1200/ 5A

Burden - 1 Ammeter

Required Active performance of the Current Transformer:

Ammeter	1.5 VA
Measurement Conductor Loss	1.5 VA
Consumption in Summation CT	4.0 VA
Total VA	7.0 VA

The individual main transformer must provide it's VA share from this 7.0 VA.

1. Main transformer 500/ 5A (500/ 1200) x 7 = 2.92 VA + additional lesses ≈ 3.75 VA*
2. Main transformer 400/ 5A (400/ 1200) x 7 = 2.33 VA + additional lesses ≈ 2.5 VA*
3. Main transformer 300/ 5A (300/ 1200) x 7 = 1.75 VA + additional lesses ≈ 2.5 VA*

* The VA valuesof the main transformer are to be rounded up to the corresponding values in our chart.

Note: If using unequal main c.t.'s than ration of lowest primary main c.t. current to the highest one should not exceed 1:8.

FEATURES:

- Available current transformers versions with 2 to 8 primary windings.
- Nickel plated secondary terminals with +/- screws.
- Multiple mounting methods, including wall mounting, DIN rail 35mm.
- Terminal protection IP10.

GENERAL SPECIFICATION

Applicable standard:	IEC 61869-1/2
Case:	self-extinguishing plastic
Connection:	Two connection on each side. M4 screws with self lifting clamp strap.
Insulation class:	E (max 120°C)
Maximum system voltage:	0.72 kV
Operating frequency:	50/60 Hz
Test voltage:	3 kV, 50 Hz, 1 min
Rated primary rating:	(2...8) x 5A
Rated secondary output:	5A
Rated burden:	5; 10; 15; 20; 25 VA
Accuracy class:	0.5; 1
Ambient temperature:	-25°C . . . +40°C
Storage temperature:	-50°C. . . +80°C
Thermal short circuit current (I_{th}):	60 x In
Dynamic short circuit current (I_{dyn}):	2,5xI_{th}
Instrument security factor (FS):	5,10

FEATURES:

720 V

Class 0.5 1

OUTPUTS:

5 A

LU01 - SUMMATION CURRENT TRANSFORMERS

	LU01 (75)
Depth	70 mm
Width	75 mm
Inputs	2 x 5A...4 x 5A
Secondary current	5 A
Accuracy class	0,5; 1

INPUTS:

2 x 5A
...
4 x 5A

OUTPUTS:

5 A

CE

DIMENSIONS

LU01 (75)

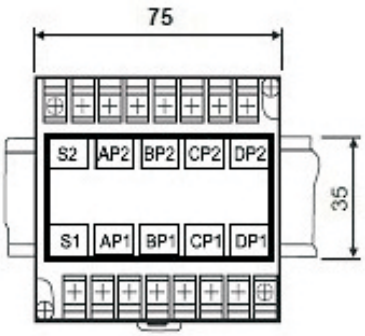

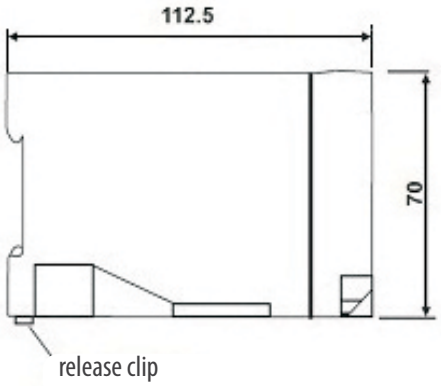

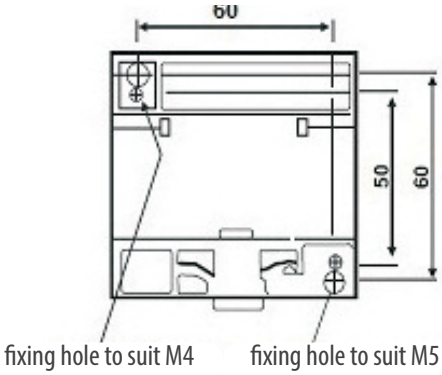

Transformer type	LU01 (75)	
Accuracy class	0.5	1
Inputs	Transformer burden	
2 x 5A	5 VA	5 VA
	10 VA	10 VA
	15 VA	15 VA
	-	20 VA
	-	25 VA
3 x 5A	5 VA	5 VA
	10 VA	10 VA
	15 VA	15 VA
	-	20 VA
	-	25 VA
4 x 5A	5 VA	5 VA
	10 VA	10 VA
	15 VA	15 VA
	-	20 VA
	-	25 VA

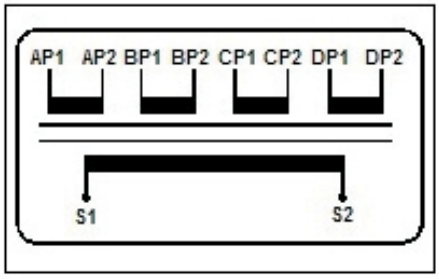

terminal description

ORDER
Required data: transformer type/ inputs/ power/ accuracy class
Order example: LU01 (75), 2x5A, 5VA, cl. 1

LUMEL EVERYTHING COUNTS

LU01 - SUMMATION CURRENT TRANSFORMERS

	LU01 (150)
Depth	70 mm
Width	150 mm
Inputs	5 x 5A...8 x 5A
Secondary current	5 A
Accuracy class	0,5; 1

INPUTS:

5 x 5A
...
8 x 5A

OUTPUTS:

5 A

DIMENSIONS

LU01 (150)

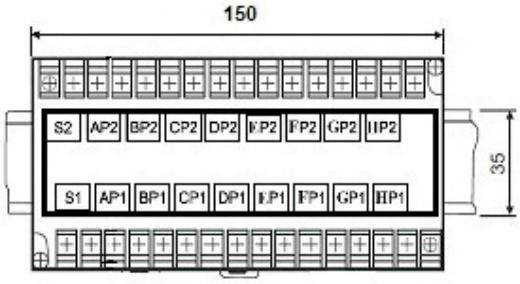

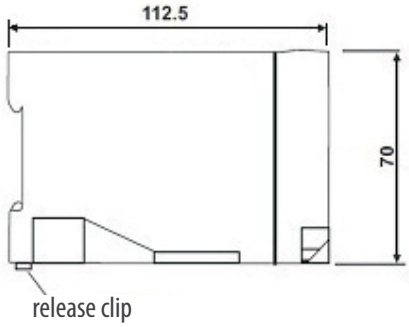

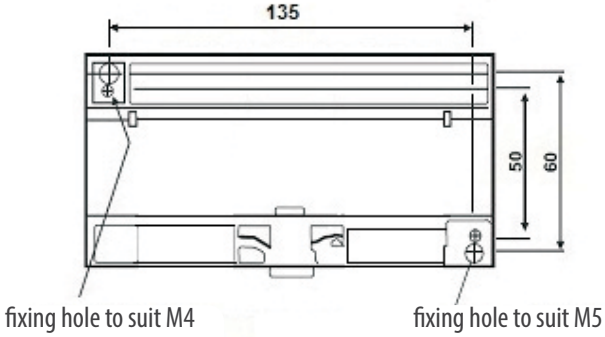

Transformer type	LU01 (150)	
Accuracy class	0.5	1
Inputs	Transformer burden	
5 x 5A	5 VA	5 VA
	10 VA	10 VA
	15 VA	15 VA
	-	20 VA
	-	25 VA
6 x 5A	5 VA	5 VA
	10 VA	10 VA
	15 VA	15 VA
	-	20 VA
	-	25 VA
7 x 5A	5 VA	5 VA
	10 VA	10 VA
	15 VA	15 VA
	-	20 VA
	-	25 VA
8 x 5A	5 VA	5 VA
	10 VA	10 VA
	15 VA	15 VA
	-	20 VA
	-	25 VA

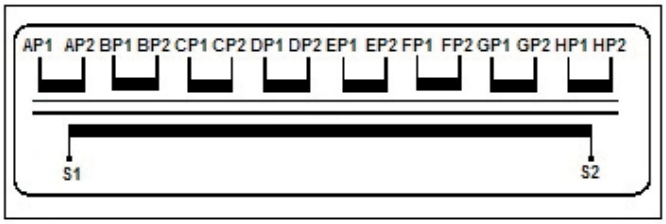

terminal description

ORDER
Required data: transformer type/ inputs/ power/ accuracy class
Order example: LU01 (150), 5x5A, 15VA, cl. 0.5

ACCESSORIES

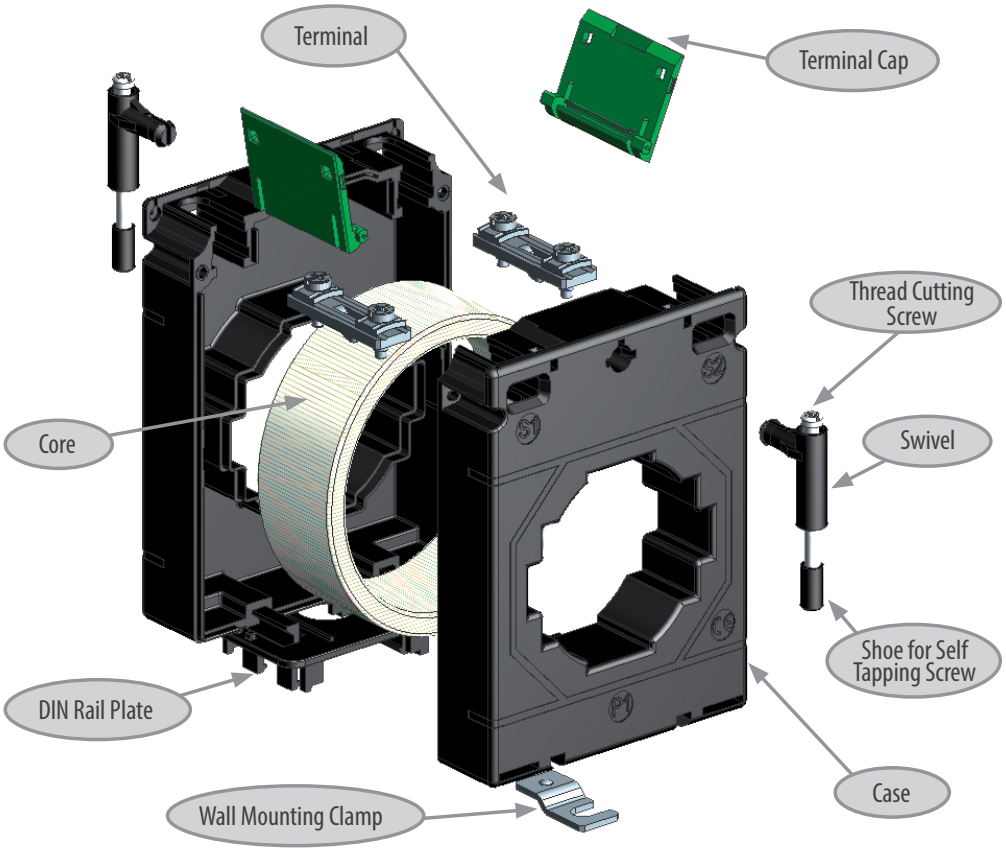

DIN Rail Mounting Base:

(additional accessories - have to be order separatly)

Order code	Transformer type	View
LH000-0904-130-123	LCTR 50/xx (30) LCTB 50/xx (30)	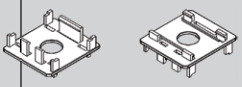
LH000-0904-130-002	LCTR 45, LCTB 45	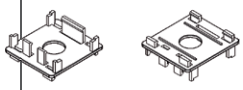
LH000-0904-130-124	LCTM LCTR 62, LCTB 62, LCTB 74, LCTB 86, LCTB 104, LCTP	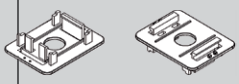
LH000-0904-130-128 (for vertical or horizontal mounting)	LCTM, LCTR 62, LCTB 62, LCTB 74, LCTB 86, LCTB 104, LCTP	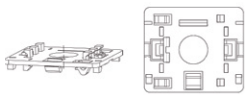

Accessories		
	Description	View
	Thread cutting screw 4 x 35mm	
	Thread cutting screw 4 x 45mm	
	Thread cutting screw 4 x 75mm	
	Wall mounting clamp	
	Swivel	
	Shoe for self tapping M4 screw	
(only for transformers of LCTS type)	Nut of M4 screw	
	Locking pin	
	Thread cutting screw M4 x 45 mm	

LUMEL EVERYTHING COUNTS

Busbar mounting kit:
(delivered with each current transformer)

Kit order code	Description	No of pcs.	Transformer type
LH000-0904-130-140	Wall mounting clamp	2	LCTR 45, LCTB 45, LCTM 62W, LCTM 74W
LH000-0904-130-141	Thread cutting screw 4 x 35mm	2	LCTR 50, LCTB 50
	Wall mounting clamp	2	
	Swivel	2	
	Shoe for self tapping M4 screw	2	
LH000-0904-130-142	Thread cutting screw 4 x 45mm	2	LCTR 62, LCTB 62, LCTB 74, LCTB 86
	Wall mounting clamp	2	
	Swivel	2	
	Shoe for self tapping M4 screw	2	
LH000-0904-130-147	Thread cutting screw 4 x 35mm	6	LCTB 100/100 V, LCTB 100/130 V
	Wall mounting clamp	2	
	Shoe for self tapping M4 screw	6	
LH000-0904-130-143	Thread cutting screw 4 x 45mm	4	LCTB 104
	Wall mounting clamp	2	
	Swivel	4	
	Shoe for self tapping M4 screw	4	
LH000-0904-130-144	Thread cutting screw 4 x 75mm	4	LCTB 140/80, LCTB 140/100H, LCTB 140/100V
	Wall mounting clamp	2	
	Swivel	4	
	Shoe for self tapping M4 screw	4	
LH000-0904-130-145	Thread cutting screw 4 x 75mm	1	LCTB 140/130 V
	Thread cutting screw 4 x 45mm	5	
	Wall mounting clamp	2	
	Shoe for self tapping M4 screw	6	
LH000-0904-130-146	Thread cutting screw 4 x 75mm	6	LCTB 225
	Wall mounting clamp	2	
	Shoe for self tapping M4 screw	6	
LH000-0904-130-623	Thread cutting screw M4 x 45mm	4	LCTS 93/30SC
	Wall mounting clamp	2	
	Shoe for self tapping M4 screw	4	
	Locking pin	1	
	Nut of M4 screw	4	
LH000-0904-130-624	Thread cutting screw M4 x 45 mm	6	LCTS 125/50SC
	Wall mounting clamp	2	
	Shoe for self tapping M4 screw	6	
	Locking pin	1	
	Nut of M4 screw	6	
LH000-0904-130-625	Thread cutting screw M4 x 45 mm	8	LCTS 155/80SC
	Wall mounting clamp	2	
	Shoe for self tapping M4 screw	8	
	Locking pin	1	
	Nut of M4 screw	8	

LUMEL
EVERYTHING COUNTS

We are one of leading European manufacturers of electrical devices for automation and high pressure aluminium castings. We have been on the market since 1953. We have achieved our high position on the market due to continuous development policy, competence of our employees and modern equipment for research, design and production.

LUMEL is focused on 4 main activity fields:

- production of automatic devices for measurement, conversion, control and recording, transmission and visualization of various industrial processes;
- production and machining of high pressure castings and manufacturing of moulds and tools;
- design and manufacturing of control and measuring systems,
- SMT assembly, precision engineering and production of plastics parts.

We provide comprehensive solutions for various branches of industry: power industry, chemical industry, metallurgy, food industry, light industry, automotive industry, white industry and mining.
We have been working according to: ISO 9001:2008, ISO 14001:2004 and ISO/TS 16949.

LUMEL S.A.
ul. Sulechowska 1, 65-022 Zielona Góra, POLAND
tel.: +48 68 45 75 100, fax +48 68 45 75 508
www.lumel.com.pl

Export department:
tel.: (+48 68) 45 75 139, 45 75 233, 45 75 321, 45 75 386
fax.: (+48 68) 32 54 091
e-mail: export@lumel.com.pl